

Western Trade Supply

...since 1984



2015 Product Catalog

CALL FOR PRICING AND AVAILABILITY

5736 BUENO DRIVE
FORT COLLINS, CO 80525
(970) 226-6933 PHONE

3950 NOME STREET
DENVER, CO 80239
(303) 893-2400 PHONE

Contents

CAULKING & SPECIALTY ADHESIVES	4
CAULKING GUNS	4
BLADES FOR KNIVES	5
BLADES FOR SCRAPERS	6
CARPET & VINYL KNIFES	6
LINO KNIVES.....	7
UTILITY KNIVES	7
TRIMMERS & CUTTERS	8
SCRAPERS & STRIPPERS.....	8
SHEARS	9
3" SEAM TAPE.....	9
6" SEAM TAPE.....	10
TAPE IN THE BOX	10
SPECIALTY TAPE	10
SEAMING IRONS	10
CARPET SEAM SEALING PRODUCTS	11
CARPET TACKSTRIP.....	11
4" RUBBER COVE BASE	12
4" VINYL COVE BASE	12
6" VINYL COVE BASE	12
COVE BASE ADHESIVES & TOOLS.....	13
FASTENERS & TOOLS	14
MANUAL STAPLERS	15
HARDWOOD FLOORING STAPLERS	15
CARPET ADHESIVE.....	16
VINYL ADHESIVE	16
SPECIALTY ADHESIVES.....	17
GENERAL ADHESIVES	18
LAMINATE ADHESIVES	18
LEVELING COMPOUNDS.....	18
FLOOR PREP	19
DRYSET MORTARS	19
CERAMIC TILE ADHESIVE.....	20
CERAMIC ADDITIVE	20
GROUT	21
EPOXY	21
MISCELLANEOUS TILE SETTING MATERIAL.....	22
WATERPROOFING.....	22
TILE & STONE CLEANERS & SEALERS	22

SHOWER SYSTEMS.....	24
TILE UNDERLAYMENTS	27
TILE & RESILIENT UNDERLAYMENTS.....	29
COVE CAP	30
METAL TRIM.....	31
METAL STAIR NOSING	32
SNAP IN DIVIDERS & EDGES	33
TILE TRIM	34
VINYL STAIRNOSING	35
VINYL TRIM	35
CARPET TOOLS & ACCESSORIES.....	36
HARDWOOD TOOLS & ACCESSORIES	40
GENERAL TILE TOOLS & ACCESSORIES.....	41
TILE BLADES & HOLE SAWS	45
SANDING & PROFILING	47
TILE CUTTERS & SAWS.....	49
LAMINATE, RESILIENT, VCT, VINYL TOOLS & ACCESSORIES	52
GENERAL TOOLS & SUPPLIES.....	54
Abrasives.....	54
Adhesive Removal Solvents & Tools.....	55
Power Tools	55
Scrub, Strip, Buff Pads	56
Chalk Lines, Leveling, Measuring & Floor Sweeps.....	56
Gloves	58
Hammers, Mallets, Screwdrivers & Other Tackless Tools	59
Knee Pads & Tool Pouches	60
Miscellaneous	62
NAILS.....	63
Paint Brushes, Rollers, Floor Protectors	64
Straight Edges & Squares	65
Toilet Installation Items	66
Trowels & Floats	66
Undercut, Toe Kick, Hack Saws & Extension Cords	74

CAULKING & SPECIALTY ADHESIVES

DAP® BEATS THE NAIL®

All-Purpose Construction Adhesive -VOC Compliant
Latex-based, VOC-compliant formula provides the same superior performance as the solvent-based BEATS THE NAIL® adhesive. Low odor and easy water clean-up. Meets ASTM Specification C 557. Interior/exterior use.



DAP® 4000® Subfloor & Deck

Construction Adhesive. A premium grade, weatherproof formulation that meets APA AFG-01. It reduces nailing requirements, floor squeaks and nail pops. Forms a permanent bond on wet, frozen and treated lumber. Easy gunning. Interior/exterior use.



DAP® KWIK SEAL®

Tub & Tile Adhesive Caulk

DAP® Kwik Seal® Tub & Tile Adhesive Caulk bonds like a glue and seals like a caulk. Provides a durable, watertight seal. Excellent adhesion and flexibility. Tools easily. Cured caulk is mildew resistant. Paintable. Easy water clean-up. Available in white or clear/5.5 oz. or white 10.1 oz..



DAP® Silicone Plus™

Premium Silicone Rubber Kitchen & Bath Sealant
Formulated to create a long-lasting watertight seal with superior flexibility and adhesion to a variety of building materials. When cured, it is mold and mildew resistant and will not crack or shrink. Unlike acetoxy silicone sealants, DAP® Silicone Plus™ Premium Silicone Rubber Kitchen & Bath Sealant is low in odor which makes it easier to work with especially when it comes to indoor applications. Meets ASTM Specification C 920, Class 25, Type S, Grade NS. Backed by a Lifetime Guarantee.



DAP® 3.0™ ADVANCED KITCHEN & BATH ADHESIVE CAULK

DAP® 3.0™ Advanced Kitchen & Bath Adhesive Caulk is ideal for caulking and sealing tubs, showers, sinks, backsplashes, counter tops, toilets, fixtures and for repairing loose tiles. It is specially formulated with MICROBAN® Antimicrobial Product Protection which fights the growth of stain and odor-causing mold and mildews on the caulk, so the caulk is easier to clean and stays cleaner between cleanings. It's available in Gloss White and Crystal Clear, DAP® 3.0™ is an advanced, low-VOC all-purpose indoor/outdoor sealant formulated with Kwik Dry® Technology allowing it to be exposed to water and moisture after only three hours without washing out rather than the 24-36 hour waiting period other caulks and sealants may



require. It can be applied in all weather and below freezing temperature applications. It will not crack or shrink, and it provides excellent adhesion, flexibility and durability for a permanent waterproof seal. DAP® 3.0™ is all you need to know when it comes to kitchen and bath caulking solutions.

DAP® 100% Silicone Sealant

Clear or White

Superior quality, multi-purpose sealant. Offers long-lasting flexibility and excellent adhesion. Provides a weatherproof, watertight seal. Resists cracking, crumbling and chalking. Interior/exterior use. 50 Year Durability Guarantee.

Meets Federal Specification TT-S-001543A, Class A.



CAULKING GUNS

41002: Single 29 oz. Cartridge

Wear Compensating Device
Built-In Ladder Hook
Patented Catch Plate
Barrel Turns - Application around Corners
Low-High Viscosity Materials
Thumb Activated Instant Pressure Release
High Volume Usage



41003: Single 10 oz. Cartridge

Reinforced Front End
Corrosion Resistant Epoxy Finish
Hex Drive Rod
Built-in Ladder Hook
Catch Plate - High Quality Steel



41004: Single 10 oz. Cartridge

Wear Compensating Device
Built-In Ladder Hook
Patented Catch Plate (Sintered Steel)
Barrel Turns - Application around Corners
Low-Medium Viscosity Materials
Thumb Activated Instant Pressure Release



237 1 Quart Cove Base Gun

Primarily used for applying cove base adhesive, this gun is designed for the job and is industrial quality. Features an all steel construction and a smooth rod push mechanism.



238 1/10 Gallon Cove Base Gun

Primarily used for applying cove base adhesive, this gun is designed for the job and is industrial quality. Features an all steel construction and a smooth rod push mechanism.



BLADES FOR KNIVES



Personna 61-0003

Item No.	Description	Length (or Width)	Height	Thickness (or Depth)	Units/Box	Case
61-0003	2-Notch .025" Heavy Duty Utility Blades	2.458"	.750"	.025"	100	10



Personna 61-0017

Item No.	Description	Length (or Width)	Height	Thickness (or Depth)	Units/Box	Case
61-0017	Round Corner Double Edge Heavy Duty Carpet Slitter Blades	2.378"	.750"	.017"	100	10



Personna 61-0021

Item No.	Description	Qty/Pack	Units/Box
61-0021	Carpet Trimmer Blades	100 Blades	10



Personna 61-0023

Item No.	Description	Length (or Width)	Height	Thickness (or Depth)	Units/Box	Case
61-0023	Square Corner Double Edge Carpet Slitter Blades	2.25"	.750"	.017"	100	10



Personna 61-0029

Item No.	Description	Length (or Width)	Height	Thickness (or Depth)	Qty/Pack	Units/Box	Case
61-0029	3-Notch Heavy Duty Blue Utility Blades	2.343"	.750"	.025"	5	10	20



Personna 61-0081

Item No.	Description	Length (or Width)	Height	Thickness (or Depth)	Units/Box	Case
61-0081	3-Notch Heavy Duty Blue Utility Blades	2.343"	.750"	.025"	100	10



Personna 61-0100

Item No.	Description	Length (or Width)	Height	Thickness (or Depth)	Units/Box	Case
61-0100	3-Notch Deep Hook Utility Blades - 100 Pack	1.99"	.750"	.025"	100	10



Personna 61-0138

Item No.	Description	Qty/Pack	Units/Box	Case
61-0138-EACH	Square Corner Double Edge Heavy Duty Carpet Slitter Blades	10 Blades	10	10



Personna 61-0140

Item No.	Description	Qty/Pack	Units/Box	Case
61-0140-EACH	Round Corner Double Edge Heavy Duty Carpet Slitter Blades	10 Blades	10	10



Personna 61-0142

Item No.	Description	Length (or Width)	Height	Thickness (or Depth)	Qty/Pack	Units/Box	Case
61-0142	3-Notch Deep Hook Utility Blades - 10 Pack	1.99"	.750"	.025"	10 Blades	100	10



Personna 61-0146

Item No.	Description	Length (or Width)	Height	Thickness (or Depth)	Qty/Pack	Units/Box	Case
61-0146-EACH	Carpet Trimmer Blades	2.378"	.750"	.017"	10 Blades	10	10

Better Tools 20101N
3G Extreme Blue Steel Slotted Carpet Blade - Round
Corner, Heavy Duty .017"



Better Tools 20102N
3G Extreme Blue Steel Slotted Carpet Blade - Square
Corner, Heavy Duty .017"



Floor Dot 04-3017
0.017" Heavy Duty Slotted Round Corner Blades, 100 per
box




Floor Dot 04-3023
0.017" Heavy Duty Slotted Square Corner Blades, 100
per box




BLADES FOR SCRAPERS


	Personna 61-0027	Length (or Width)	Height	Thickness (or Depth)	Qty/Pack	Units/Box	Case
Item No. 61-0027	Description 4 Inch Wall Stripper Blades -10 Pack	4.00"	.562"	.017"	10	10	10

	Personna 61-0032	Length (or Width)	Height	Thickness (or Depth)	Qty/Pack	Units/Box	Case
Item No. 61-0032	Description 8 Inch Floor Stripper Blades -10 Pack	8.0"	.740"	.036"	10	5	5


	Personna 61-0072	Length (or Width)	Height	Thickness (or Depth)	Units/Box	Case
Item No. 61-0072	Description 4 Inch Wall Stripper Blades	4.00"	.562"	.017"	100	10

Better Tools 20103 4" Scraper Blade - (10) tube - .020"	
---	---





Better Tools 80005 5" Ultimate Scraper Blade .040"	
--	---



Better Tools 80004 4" Ultimate Scraper Blade .040"	
--	---



Better Tools 80008 8" Ultimate Scraper Blade .040"	
--	---



Floor Dot 04-3032 0.036" x 8" Heavy Duty Scraper/Stripper Blade	
---	---



CARPET & VINYL KNIFES

<p>Hyde Carpet Knives 169: 2 1/2" Carpet Knife The short, stiff carbon steel blade gives absolute control.</p> <p></p> <p>170: 3" Carpet Knife The 3" carbon steel blade sharpens quickly and stays sharp longer. MOST POPULAR.</p> <p></p> <p>171: 3" Flex Blade Knife Features a 3" tempered, flexible, carbon steel blade. Bends easily for easy trimming around doors and corners.</p> <p></p>	<p>Crain 217 Razor Knife Features a knurled handle for slip-proof control. Blade angle is perfect for cutting high-density foam or working in cramped places. The hollow body provides storage for extra blades. Made from polished die-cast aluminum</p> <p></p>
--	--

<p>Crain 720 Hinged Carpet Knife This knife uses standard slotted razor blades and features a slim profile, permitting closer cuts. The body is hinged for easy access to 5 extra blades stored in the handle.</p> <p></p>	<p>Crain 725 Deluxe Carpet Knife Features a rear-loading blade magazine for quick access to extra blades. Dull blades are easily removed without dismantling and new blades slide into place and lock down tight. Cast of aluminum with bright polished surface.</p> <p></p>
---	---

<p>Crain 726 Pivoting Carpet Knife This new knife features a thumb knob for quick opening and closing without a screwdriver. Pivots open for easy access to blade storage or replacement. Die-cast in aluminum, with a knurled, non-slip body.</p> <p></p>	<p>Crain 727 Delphin Carpet Knife This knife uses standard slotted razor blades and features a slim profile, permitting closer cuts</p> <p></p>
--	--

<p>Crain 735 Carpet Pad Knife The unique blade angle of this knife shear-cuts cleanly, without shredding pad. Features a quick-opening thumb-knob and extra blade storage in the handle. Sturdily constructed with a bright aluminum finish and knurled anti-slip handle.</p> <p></p>	<p>Roberts 10-220 Cut and Jamb Carpet Knife Patented, unique dual function design, use one end to cut carpet and the other to jam carpet into gullies. Features an easy-open knob with bail, safety thumb and blade guards. Checkered handle for a slip resistant grip. Rugged lightweight precision die cast aluminum with long lasting baked epoxy finish. Handle stores up to 10 additional heavy duty slotted blades, three blades included.</p> <p></p>
---	--

<p>Gundlach No. 154 Razor Blade Knife A partial turn of a thumb screw is all that is needed to open this knife—no tools required. Features a flat, slim profile for close-to-the-floor cutting. Made from die cast aluminum, handle has storage space for extra blades</p> <p></p>	<p>Orcon Action Patented D-Ring for easy blade change. Front loading blade. Angled design for better control.</p> <p></p>
--	---



Gundlach No. 230

Push Button Slotted Razor Blade Knife

Opens in seconds with a push of the button. No screws. No threaded fasteners of any kind used for opening or closing. No more time-wasting screws to turn, needs no tools to open. The knife has no loose screws, caps or buttons that can be lost. To use, simply push the button at the rear of the knife, swing the knife open, change the blade (or blade edge) and squeeze the knife shut. When you hear the knife 'click', you know it is closed and locked. It won't open unless you push the button.



Orcon Magnum

PUSH FOR SAFETY!

Based on ORCON's original Action Knife®, this revolutionary cutter features a patented in/out blade shielding mechanism for added protection! ¼-turn hinged locking feature for easy blade changes. Stores up to 5 extra blades in convenient sliding handle compartment. **ONE YEAR MANUFACTURER'S WARRANTY.**



20550 Carpet Tucking Knife

Has a heavy gauge 2 1/2" blade and a textured soft grip handle with finger stops for a positive safe grip. Can also be used for general cutting work.



20460 Carpet Tucking Knife

Most carpet knives are not strong enough for this use, but here's one that is. Has a heavy gauge 2 1/2" blade that is plenty stiff, and is properly heat treated to prevent breakage. The hardwood handle has a burnt finish. Can also be used for general cutting work.

LINO KNIVES



Crain 102 Combination Knife

This fine knife combines both pointed and hook blades making it two tools in one. The handy hook cuts both carpet and sheet goods, and is easily sharpened. The contoured cherry wood handle fits perfectly in your hand



Crain 983

This tool is most often used in doorways or to finish ends of long seams where the power groover can't go. Comes with several extra blades stored in the hollow handle. Made to cut by pulling.



Crain 985 Quarter Moon Knife

Used for trimming the excess vinyl weld thread flush to the floor's surface, after the weld has cooled. The knife's flexible top edge is razor sharp. Pushed against the weld excess, this curved edge shaves the weld flush. This may be done in steps, first using the trim guide, and then making a final pass over the seam with the knife only.



Lino Lion 11-400

The Lino Lion is a quality, durable knife for your cutting and tucking needs. The bioengineered soft grip handle fits the fist for a positive grip and more powerful cutting. The handle is designed with finger stops for maximum leverage and added safety. .072" thick blade, precision ground cutting edge and soft rubber handle.



Marshalltown Durasoft Hawkbill

Next generation ergonomic design offers the most comfortable grip possible. Solid handle construction ensures the strongest and longest lasting tool available. Patent pending handle design.



Floor Dot 04-0470

Sturdy solid handle with hardened, sharpened blade.

UTILITY KNIVES



Crain 730 Utility Knife

Features an easy to grasp thumb knob for quick opening without a screwdriver and ample leverage for tightening securely. Cast of lightweight aluminum, with a knurled, anti-slip brightly polished surface.



Orcon Utility Knife

Patented D-Ring for easy blade storage. Unique design for superior blade retention. Use with both conventional and heavy duty utility blades



Orcon Magnetic Utility

Patented design! Magnets repel and attract for easy opening and blade positioning. Patented D-Ring for easy blade changes.



Personna 61-0479

- Overlap nose for safety
- Heavy Duty all-metal construction
- 3 locked blade positions
 - Fully retractable
- Blade storage in handle
- Accepts all utility blades
- Includes 3 Heavy Duty .025" blades

TRIMMERS & CUTTERS



Crain 245 Deluxe Carpet Trimmer

Features top-loading blade carriers, so blade changes are faster and easier. Wide open throat area provides smooth cutting action. Comes with six shims for height adjustment and visual throat adjustment from the base for all kinds of carpet. Wall runner is treated with a non-skid material and is angled outward for minimum wall contact.



Crain 247 Multi-Purpose Wall Trimmer

A real time saver when used to trim vinyl or carpet to fit walls. Slotted blades are used for carpet or vinyl trimming, while hook blades work best for carpet tiles. Comes with an anti-friction boot for vinyl.



Crain 297 Molding Trimmer

The No. 297 trimmer cuts the proper length of carpet to tuck under vinyl moldings. Cuts straight or contour edges. Blades cut from the carpet's backing.



Crain 302 Cushion Lock Cutter

This cutter features an easy-loading blade slot and adjustable blade depth. The thirty degree angle blade cuts clean and is locked in place by a knurled fastener. Blades retract into the stainless steel body.



Crain 303 Loop Pile Cutter

The thirty degree angle of the blade cuts better, particularly in today's stiff backings. The adjustable throat accommodates various thicknesses of backings, using standard slotted blades. Constructed of stainless steel.



Crain 304 Versa-Cutter

Designed for maximum durability and versatility, this cutter takes utility blades, slotted razor blades or Loop Pile blades. When used with utility or Crain 300Y blades, this cutter cuts smoothly from the carpets backing, and will not shear yarns. Also features a steel foot plate for use over concrete.

National 575 Commercial Seam Cutter
Row cut, trace cut, double cut all with one tool! Designed to create perfect seam cuts on almost any type of commercial carpet, hard backing or foam. Extra wide base gives excellent stability to hold blades straight up and down on secondary or foamed back commercial carpet. Variable guide system allows for many different blade cutting positions to create a perfect seam. Our wide sloping handle design ensures total comfort under the most rigorous cutting situations. Row follower and spacers are made from high strength stainless steel. Transparent for high visibility and seam cutting accuracy. Recommended by commercial carpet manufacturers • Uses #53A, #53B, #53C & #53-G Blades (not included).



National 59 Dream Seam Row Cutter

Most versatile cutter ever developed. Cuts from front or back of carpet. Best tool yet for cutting on top of roll. When trimmer blade is used, being ground only on one side, will cause blade to crowd closer to write. On thinly woven tight carpet, seams can be double cut. Adjustable stainless steel nose to adjust to carpet depth. Uses #53, #53A, #53B, & 53-G Blades (not included).



Crain 305Z

Cuts a proper overlap to fit under "Z" Bar. Cuts straighter contour edges to fit quarry tiles or flat installations. Comes with free Turning Tool.



Armstrong S-33 Edge Trimmer

The Armstrong S-33 Edge Trimmer is designed to trim the factory edge of non-patterned Armstrong sheet flooring quickly, easily, and accurately. The S-33 Edge Trimmer slides on the subfloor so material does not have to be lifted for cutting. Sturdy yet lightweight all metal construction. The Edge Trimmer has front finger channel for convenience and comfort. One blade designed for faster replacement. Uses S-32 Edge Trimmer Blades.



Armstrong S-66 Wall Trimmer

The S-66 Wall Trimmer was developed by Armstrong to help the flooring mechanic cut wall lines faster, easier, and more accurately than by hand. Works well with any Armstrong Interflex and rotovinyl floor covering.

SCRAPERS & STRIPPERS



Crain 230 Deluxe Floor Scraper

Our best hand floor scraper, this tool features a 2" wide tool steel sharp blade that shaves-up all types of floor coverings on concrete or wood subfloors. Works under toe spaces and other confined areas.



Crain 265 Jus-Push Cutter

Used to slice glue-down carpet into strips, or for rough cutting of carpet off the roll. Features a sharp, hardened point that lifts the carpet into the blade. The point rides on the subfloor, pre-cutting the material, which extends blade life. The heavy-duty handle is adjustable in length and double-locks for safety. Uses either hook or utility blades.



Crain . & 360 Pro Strippers

Now improved with three screw blade holders, we have also added a rounded end handle grip to the No. 350 for less fatigue and no sore palms. The No. 360 20" Pro Stripper has the same improvements but comes with a longer 18" handle for added leverage, permitting use



Crain 375 Big Scraper

This tool features a wide heavy-duty replaceable blade and a twist lock adjustable telescoping handle. A perfect tool for floor preparation work, but not recommended for heavy duty prying of floor removal work.

Crain 390 Inertial Scraper

This scraper helps you plow through the toughest removal jobs with less effort. Its metal handle is weighted to produce inertia and has rounded edges to prevent sore palms. Its beefed up blade carrier has three tightening screws. Comes with one 5" blade.

**Gundlach F-14 Floor Scraper**

Gets big jobs done quickly and easily. It features a 1/32" thick replaceable high carbon spring steel blade, which is securely held by four bolts. Ideal for scraping residual rubber on sponge back take-up jobs, or for final slab cleanup work prior to resilient flooring installation. The hardwood handle is smoothly finished and lacquered. Overall length is 59" and weighs about 4 lbs.

**Gundlach 690 12" Scraper - Gundlach 790 18" Scraper - Gundlach 990 48" Scraper**

These heavy duty scrapers are widely used for a variety of scraping jobs and are especially useful for removing sponge carpet backing. The angled blade holding heads, plus the razor sharp blades, provide 'clean shaving' cutting action. Each scraper has a comfortable vinyl grip and three case hardened screws to resist slot wear and give maximum blade holding power. The No. 690 is the standard 12" long scraper, the No. 790 is the 18" long scraper for tougher jobs and the No. 990 is the 48" long stand-up scraper. Supplied with one blade, installed backwards for safety. Replacement blades are available.

**SHEARS****Crain 190 Carpet Shears**

Features offset handles for level cutting. Flat duck-bill blade won't gouge in use. Forged and polished stainless steel, with plastic coated handles for comfort.

**Roberts 10-586**

Made in Germany from the finest quality high carbon steel. Features an offset handle and special blade to prevent gouging while napping. Cushioned, vinyl coated handles for comfort. Precision ground cutting blades and high polished steel finish.

**Heritage 548DR**

Patented double large ring napping shear with comfortable offset blue coated handles. Knife-edge blades make for a clean close cut every cut! Chrome over nickel plated inside and out for double protection! Can be used right or left handed.

**Heritage 548LR**

Heritage has designed and has a patent pending on its new 548LR napping shear. By enlarging the bottom loop, we not only added comfort, we added cutting leverage! Chrome over nickel plated with knife edges.

**Heritage 717C**

Enables flush trimming of pile or cutting along baseboards. Hot drop forged nickel plated steel. Blue comfort grip handles. Available in left-handed model: 717CL.

**Heritage 718 LRC**

Features large ring (LR) for more powerful cutting and reduced fatigue. Hot drop forged nickel plated steel. Blue comfort grip handles. Available in left-handed model: 718LRL.

**3" SEAM TAPE****CT-11SB**

Recommended for light residential use. Works well on jute and ActionBac carpets. Install over firm pad.

**K-10S**

Recommended for light to medium residential foot traffic. Works great on jute and ActionBac carpets. Also available in wide format.

**K-20S**

Recommended for light to medium residential and commercial foot traffic. Works great on jute and ActionBac Carpets.

**K-40S**

Recommended for medium residential and light commercial traffic. Works well on jute, ActionBac and latex carpets. **BEST SELLER**

**XK-50**

4 inch width with 3 full inches of Orcon's premium adhesive. Recommended for heavy commercial and heavy residential. Works well on jute, ActionBac, latex, woven, wilton and Axminster carpets.

**XU-90**

4 inch width with 3 full inches of Orcon's universal adhesive. Low smoke, low odor formulation, low temperature melt. Designed to work with everything from jute to ActionBac. Specially designed for Mohawk's UPS backing.

**SUPER 3S**

Recommended for heavy commercial and heavy residential traffic. Works well on jute, ActionBac, woven, latex, Axminster and wilton carpet backings. Also available in wide and double stick.

**CT-7 DS**

Recommended for light residential use. Works well on jute and ActionBac carpets. Install over firm pad.



XK-30

The best residential tape out there! Recommended for medium to heavy residential foot traffic. Specially designed for ActionBac® and SmartBack®, as well as jute.

**SUPER 3DS**

Flat hot-melt adhesive on the top, pressure sensitive adhesive on the bottom side. Recommended for commercial foot traffic of woven and Axminster double-stick jobs.

**6" SEAM TAPE****K-10 WIDE**

Recommended for light to medium residential foot traffic. Works great on jute and ActionBac carpets.

**XK-50 WIDE**

Recommended for heavy commercial and heavy residential. Works well on jute, ActionBac, latex, woven, wilton and Axminster carpets

**SUPER 3SBW**

Recommended for heavy commercial and heavy residential traffic. Works well on jute, ActionBac, woven, latex, Axminster and wilton carpet backings.

**TAPE IN THE BOX**

THINK INSIDE THE BOX
Tape-in-the-Box
is offered in
K-20, K-40 and XK-50 only.

**SPECIALTY TAPE****PS-C****Specialty Tapes**

3" Single-sided, pressure sensitive for loose-lay installation, marine and military removables. Specified for Shaw Advantage™ System. 15 feet per roll / 32 rolls per case.

SEAMING IRONS**900 Heat Bond Iron**

The super low profile and ultra-narrow handle of this iron make it easier to get the seam together near the back of the iron. Dual indicator lights show both power on and heating status. Self-cleaning Teflon coated base and 12' long, SJO cord are standard. The heavy-duty handle and riveted tray are highly durable. Available in grooved models only. Approximate heat range is 220 degrees to 425 degrees Fahrenheit. Runs at 800 watts.

**920 Deluxe Heat Bond Iron**

Features an air-cooled heat shield to protect backings and an angle out tip to comb off adhesive when removing the iron at the wall. Teflon self-cleaning base is standard. Dual indicator lights shows power on and heating status. Strong, "U" shaped handle and riveted iron tray resist breakage. Cord is 12' long, SJO heat-resistant. Instructions and two-year guarantee included. Approximate heat range is 220 degrees to 420 degrees Fahrenheit. Runs at 800 watts.

**Kool Top 3"**

The most advanced heat seam iron available. Kool Top's innovative design has streamlined the heat seaming process. Non-stick PTFE coated base minimizes smoke and odor. ORCON's patented deep center groove channels the hot-melt into the center of the tape.

This process "butters" the seam edges with ample amounts of adhesive, "welding" the two carpet edges together for a stronger non-hinging seam. Kool Top is covered by a two year warranty.

Available in a Fully Grooved and Flat Base.

**Kool Top 6"**

Patented, fully grooved. Features ORCON's chevron pattern for channeling the adhesive right where you need it. Perfect match for the ORCON's wide seaming tape choices.



CARPET SEAM SEALING PRODUCTS

Fast Lock 32 oz. Refill

Economical quart refill allows you to reuse 8 oz. or qt. refill bottles.

Fast Lock w/Universal Cap

Convenient 8 oz. bottle

Cap has a longer lip than competing products allows installer to see adhesive application to carpet's edge.

Fast Lock w/ Applicator Cap

Convenient 8 oz. bottle. Innovative cap design is easy to use and self-locking.



Weld Lock

ORCON's solvent-free, environmentally safe seam adhesive is an important part of ORCON Seaming System for direct glue-down installations. Convenient 8 oz. bottle. Extra strength formula permanently locks carpet tufts in place. Solvent free and environmentally safe - cleans up with water when wet. Ideal for direct glue down applications. Tapered nozzle delivers a neater installation. Anti-Microbial protection. Contains a UV tracer sensitive to black light.



Jiffytex

A pure, natural rubber which dries in a hurry but will never change properties. It won't crystallize or crack with age, friction or vibration. Less work for the carpet installer; less waiting time on the job. Jiffytex seamed carpets can be power stretched within 15 to 30 minutes. Jiffytex is quality-controlled for even, liquid consistency throughout.



125 Direct-Glue Seam Sealer

Fast drying, easy flowing, permanent bond. For use with all non-vinyl carpet backings for direct glue applications. Non-flammable, Contains no 1,1,1 Trichloroethane UV Tracer.



D-815 Carpet Seam and Multi-Use Adhesive

D-815™ Carpet Seam & Multi-Use Adhesive (formerly D-15). D-815™ is a fast grab, non-flammable adhesive for seaming and bonding carpet edges; tack strips; rubber cove base; rubber/metal reducers, or stair treads. D-815 is suitable for use over dry surfaces including concrete and plywood. As a carpet seam adhesive, D-815 works well with many types of backings including: hot melt, latex unitary, woven, Axminster®, enhancer, ActionBac®, jute, rubber and outdoor carpet. As a tack strip adhesive, D-815 quickly adheres tack strip to concrete or plywood and can be power stretched in as little as one hour as a rubber and metal adhesive. D-815 also acts as a fast-setting contact cement.



CARPET TACKSTRIP

When cost is a consideration, regular tack strip is the most economical tack strip available. Use for residential and commercial installations.

HS-120: Wood (3/4" R. S.) - 400 lf.

HS-142: Concrete (5/8"x10GA) - 400 lf.

HS-180: Elastice! (1-1/4" Spir Conc.) - 400 lf.



The most popular type of tack strip. Front and back rows of pins are moved farther apart for extra strength and easier hooking. For use in residential and commercial installations.

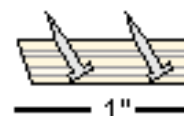
HS-321: 1" wood x 1" ringshank - 400 lf.

HS-320: 1" Wood - 3/4" R.S. - 400 lf.

HS-342: 1" Concrete - 5/8"x10GA - 400 lf.

HS-340: 1" Concrete - 11/16"x12GA - 400 lf.

PW-300: 1" Standard - 400 lf.



Three rows of pins spaced equally over 1 3/4" wide tack strip. Use for large residential and commercial installations when maximum holding power is required.

PW-520: Commercial Wood - 3/4" R.S. - 200 lf

PW-542: Commercial Concrete 5/8"x10GA - 200 lf

PW-500: Commercial Standard - 200 lf



The fastest growing tack strip sold. Three rows of pins set in a 1 - 1/4" wide strip. An economical alternative to double stripping and full width commercial carpet strip.

HS-600: Standard (Contains no anchoring nail)

HS-620: Pre-Nailed Wood (Regular 3/4" ring shank nail)

HS-640: Pre-Nailed Concrete (Regular 11/16" x 12 gauge nail)

HS-642: Pre-Nailed Concrete (heavy Duty 5/8" x 10 gauge nail)



FASTAK All Purpose Tack Strip

The same high quality carpet tack strip used by professional carpet installers. Carpet tacks are angled to hold carpet firmly in place, yet allow easy carpet removal when desired. Contains hardened ring shank anchoring nails for use on concrete and wood floors. Complete carpet tack strip installation instructions on box. Works on all floors, allows carpet installation over pad or cushion. Convenient Package provides the right quantity of carpet tack strips for a typical 10 ft. x 10 ft. room; no need to buy and handle bulk packages or loose carpet tack strips. Sturdy package provides protection from the sharp nails needed for secure carpet holding. Also assures that there are no broken or split strips.



4" COMMERCIAL WALL BASE – Thermoset Rubber



BURKE BurkeBase®, Rubber Wall Base Type TS Burke's premium molded wall base, unsurpassed in quality and performance; the perfect choice for your next installation. BurkeBase® is vulcanized thermoset rubber and molded to provide the dimensional consistency and stability that prevents unsightly shrinkage or expansion. BurkeBase® wraps around corners, columns, and curved walls with a special positive top return that ensures a snug wall fit. BurkeBase's natural satin finish works well with varying textures of flooring and walls. The complete Uni-Color™ System of 20 colors is available to match the entire line of Burke Flooring products, including Tile, Stair Treads, Mouldings and accessory products. An additional 55 wall base colors offer a wide array of sophisticated hues. Custom color matching is always available when you need to expand on our standard color palette.

Features & Benefits:

- Vulcanized thermoset rubber to prevent shrinkage or expansion
- Molded to provide dimensional stability
- Smooth satin finish and inherent flexibility helps hide substrate irregularities
 - Available in 4' molded lengths

BurkeBase® is now available in convenient CORNER READY 2 1/2", 4" and 6" coved lengths and rolls

Stocked in 23 colors



4" COMMERCIAL WALL BASE – Thermoplastic Rubber

BURKE RubberMyte®, Rubber Wall Base Type TP formulated to resist scuffs or abrasions, RubberMyte® Wall Base is a coextruded thermoplastic rubber that will not fade or crack and easily forms to curves and corners for a clean installation. RubberMyte® Wall Base is available in 81 standard colors including the 20 Uni-Color™ System colors that match the entire line of Burke Flooring products that includes Tile, Stair Treads, Mouldings and accessory products. A range of hues to complement any décor.

Features & Benefits:

- Heavy gauge rubber baseFlexible formulation easily forms to curves and corners for a clean installation
 - Will not fade or crack
 - Scuff and scratch resistant
 - Available in 4' lengths and 100' seamless rolls
- 81 standard colors including 20 Uni-Color™ System colors

RubberMyte® is now available in convenient CORNER READY 2 1/2", 4" and 6" coved lengths and rolls.

RubberMyte® Wall Base is available by SPECIAL ORDER ONLY.




COMMERICAL WALL BASE – Vinyl

BURKE Mercer®, Vinyl Wall Base Type TV gives you years of lasting protection. It's available in the 81 standard wall base colors, including the Uni-Color™ System of 20 colors, providing an economical way to match the entire line of Burke flooring products, including Tile, Stair Treads, Mouldings and accessory products. Mercer® Vinyl Wall Base performs well around curved walls and corners to give your installation a perfect final touch. Mercer® Vinyl Wall Base has a matte finish that coordinates nicely with a variety of patterns and textures in both flooring and carpet. When you're ready to specify vinyl base, remember the quality and vast product selections of Mercer® Vinyl Wall Base.

Features & Benefits:

- Engineered for heavy traffic and high maintenance areas
 - Scuff and abrasion resistant
- Tough matte finish helps hide substrate irregularities
 - Available in .080" and .125 gauges

BURKE Mercer®, Vinyl Wall Base Type TV IS SPECIAL ORDER ONLY.



COVE BASE ADHESIVES & TOOLS

106 Wall Base Adhesive

Water-soluble fortified polymer emulsion for installation of rubber and vinyl wall base. Contains an antimicrobial for added protection against mold and bacteria. Available in 30 oz. cartridges.



16/86 Multi-Performance Tile & Tread Adhesive

Recommended for the installation of rubber or vinyl tile, sheet, stair treads, risers and stringers on clean, permanently sound, suspended wood and concrete floors on or above grade. Contains an antimicrobial for added protection against mold and bacteria. Available in 1 and 4 gallon units.



36 Epoxy Caulking Compound

Two-component chemical-set adhesive used for repairing worn stair under steps, 1/2" bead at nosing insures 100% backing for nosing.



FlexTape

Solvent-free double coated high tack modified polyacrylate adhesive strips with polyester thread for rubber and vinyl stair treads, risers and stringers. Available in 1"x162' or 9.45" x 164'.



Stair Tread Adhesive Applicator

This unique applicator provides for an accurate and easy application of Flexco's special #36 Stair Tread Epoxy Caulking Compound. The dual canister design with strong in-line mixing rods provides a mechanical advantage of 26-to-1, allowing you to work faster and with less effort during stair tread applications. It will hold 200 ml x 200 ml cartridges and can be used on all types of viscosity materials, from thin to extra thick.

77 Solvent-Free Epoxy Adhesive

Two-part recommended for the installation of rubber and vinyl resilient flooring on porous and non-porous substrates on grade, above grade or below grade, and in areas where flooring is subjected to lateral shear stresses. Available in 1 gallon units.



No 038 & 039

Economy Notched Spreaders

A great value and quality-made, these spreaders have polished spring-steel blades. They are deep "V" notched 1/8" wide and 1/8" deep. Perfect for spreading topset base or for general use. Made in the USA.



No 040 & 041

Notched Spreaders

Excellent quality polished stainless steel. Great for those hard to get at areas when applying mastics or cove base adhesives. The notches are 1/8" wide and cut to a V point 1/8" deep. The 040 has a 3" wide blade - the 041 has a 4" wide blade.



358 Notched Spatula

Especially designed for cove base spreading, mosaic work and spreading in cramped areas. This tool features a large notched steel blade and a rigid plastic handle.



110 Inside Cove Corner Kit

This 3-piece tool kit really simplifies inside cove corner installations. The kit consists of cove template, a pin vise, a special cove scribe and detailed instructions. The system is foolproof once mastered.



194 Outside Corner Scribe

Designed for easy and accurate scribing of outside cove corners. Polished metal construction. Comes with one needle. Uses No. 128 needles.

235 6" Disposable Cove Nozzle

236 3" Disposable Cove Nozzle

These low-priced, throw away cove base nozzles evenly spread adhesive. They attach quickly onto the plastic tip of cartridges. No. 235 lays down 5 beads for 6" cove base and the 236 lays down three beads for 3" or 4" cove base.



No. 186 Adhesive Spreader Nozzle

For use on 4" cove base, this economically priced nozzle dispenses 11 beads (thick or thin) of adhesive in a 2-3/4" spread. The nozzle and neck lock together to prevent accidental separation. Tongue and groove edge construction and internal dams prevent side leakage. Removable screws allow nozzle to be opened for cleaning. Two-piece yellow plastic construction.



532 Topset Gouge

This handy tool gouges the back of vinyl or rubber topset cove base to produce a tighter wrapped corner. The 5/32" wide blade adjusts for depth and can be sharpened. Cleverly designed.



FASTENERS & TOOLS



Carpet Pro

Features & Benefits:

Industrial grade quality, very reliable high performance tool.

Compact design, ideal for stapling under risers and stairs.

Longer nose, great for use on heavy nap carpets and under risers.

Superior performance for driving into hardwoods.

Fastener Range: 3/8" to 9/16"

Wire Gauge: 20

Wire Size: .05"

Crown Width: 3/16"

Load Capacity: 84

Applications: Carpet installation, stair upholstery

Stocked Fasteners:

DF5418-C - 9/16" Chisel Point / 5000 per box

DF5418-D - 9/16" Divergent Point / 5000 per box



SureShot 1832

Features & Benefits:

Industrial grade quality-reliable in high volume applications

Durable, compact design

Bottom load, aluminum magazine-easy loading, durable metal piston & sleeve

Long nose - easy fastener placement

Fastener Range: 7/16" to 1"

Wire Gauge: 18

Wire Size: .17"

Crown Width: 1/4"

Load Capacity: 90

Applications: Cabinets, trim, light wood assembly, underlayment

Stocked Fasteners:

DF1820CGR - 5/8" Chisel Point / 5000 per box

DF1824CGR - 3/4" Chisel Point / 5000 per box

DF1828CGR - 7/8" Chisel Point / 5000 per box

DF1832CGR - 1" Chisel Point / 5000 per box

DF1836CGR - 1 1/8" Chisel Point / 5000 per box

DF1840CGR - 1 1/4" Chisel Point / 5000 per box

DF1848CXGR - 1 1/2" Chisel Point / 5000 per box



SureShot 1848

Features & Benefits:

Industrial grade quality-reliable in high volume applications. Bottom load, aluminum magazine - easy loading, durable. Adjustable exhaust - keeps exhaust away from work piece. Fastener usage window, monitor staple volume in magazine

Metal piston and sleeve

Fastener Range: 1/2" to 1-1/2"

Wire Gauge: 18

Wire Size: .047"

Crown Width: 1/4"

Load Capacity: 180

Applications: Cabinets, furniture, millwork, underlayment

Stocked Fasteners:

DF1820CGR - 5/8" Chisel Point / 5000 per box

DF1824CGR - 3/4" Chisel Point / 5000 per box

DF1828CGR - 7/8" Chisel Point / 5000 per box

DF1832CGR - 1" Chisel Point / 5000 per box

DF1836CGR - 1 1/8" Chisel Point / 5000 per box

DF1840CGR - 1 1/4" Chisel Point / 5000 per box

DF1848CXGR - 1 1/2" Chisel Point / 5000 per box



SureShot 5424

Features & Benefits:

Industrial grade quality - reliable in high volume applications

Long, clean nose design for tight spaces

Rear exhaust

Quick, easy bottom load magazine

Fastener Range: 3/8" to 3/4"

Wire Gauge: 20

Wire Size: .050"

Crown Width: 3/16"

Load Capacity: 100

Applications: cabinet, millwork, carpet installation

Stocked Fasteners:

DF5418-C - 9/16" Chisel Point / 5000 per box

DF5418-D - 9/16" Divergent Point / 5000 per box

MANUAL STAPLERS

Ergogrip Slapshot

Features & Benefits:

- Industrial strength quality
- Rubber grip for comfort and control
- Lightweight for easy handling
- Small profile for better maneuverability



Fastener Range: 5/16" to 3/8"

Wire Gauge: 20

Wire Size: .05"

Crown Width: 15/32"

Load Capacity: 168

Applications: Carpet padding, insulation, roofing paper, house wrap.

Stocked Fasteners:

DFA11-10-D - 3/8" Divergent point / 5000 per box

HT-550

Features & Benefits:

- Heavy duty, reliable tool for years of performance
- Rear loading magazine
- Quick and easy jam clearing
- Two strip capacity



Fastener Range: 5/32" to 5/16"

Wire Gauge: 20

Wire Size: .05"

Crown Width: 1/2"

Load Capacity: 168

Applications: roof paper, house wrap, insulation, carpet padding

Stocked Fasteners:

DF5010-C - 3/8" Chisel Point / 5000 per box

DF5010-D - 5/16" Divergent Point / 5000 per box

HT-755

Features & Benefits:

- Heavy duty, durable construction
- Rear loading magazine
- Quick clear jam clearing
- Two strip capacity

Fastener Range: 3/8" to 9/16"

Wire Gauge: 19

Wire Size: .05"

Crown Width: 15/32"

Load Capacity: 168

Applications: Carpet padding, insulation, roof paper, house wrap

Stocked Fasteners:

DF7512-D - 3/8" Divergent Point / 5000 per box



CS-5000

Features & Benefits:

- Industrial grade quality, very reliable
- high performance tool
- Compact design allowing access in tight applications
- Easy rear loading
- Built in, no tool required jam clear mechanism



Fastener Range: 5/32" to 9/16"

Wire Gauge: 20

Wire Size: .05"

Crown Width: 1/2"

Load Capacity: 84

Stocked Fasteners:

DF5010-C - 3/8" Chisel Point / 5000 per box

DF5010-D - 5/16" Divergent Point / 5000 per box

HARDWOOD FLOORING STAPLERS

SURESHOT 1848F

Features & Benefits:

- Patent Pending - infinite depth adjustment with tool free adjustability that easily adapts from 1/4" to 5/8".
- Double length magazine allows for less reloading and more productivity.
- Industrial strength tool designed to handle the toughest jobs.



Rubber cushion eliminates scuffs on walls and the floor.

Fastener Range: 1/2" to 1-1/2"

Wire Gauge: 18

Wire Size: .047"

Crown Width: 1/4"

Load Capacity: 180

Application: Engineered Wood Floor Installation

Stocked Fasteners:

DF1820CGR - 5/8" Chisel Point / 5000 per box

DF1824CGR - 3/4" Chisel Point / 5000 per box

DF1828CGR - 7/8" Chisel Point / 5000 per box

DF1832CGR - 1" Chisel Point / 5000 per box

DF1836CGR - 1 1/8" Chisel Point / 5000 per box

DF1840CGR - 1 1/4" Chisel Point / 5000 per box

DF1848CXGR - 1 1/2" Chisel Point / 5000 per box

FLOOR MASTER 200S

Features & Benefits:

- Powerful, drives into hard exotic woods with ease.
- Detachable handle with ergonomic grips for comfort and productivity.
- Reload Indicator that eliminates blank firing and damage to tongue.



Fastener Range: 1-1/2" to 2"

Wire Gauge: 15

Crown Width: 1/2"

Load Capacity: 98

Application: Solid Hardwood Floor Installation

Stocked Fasteners:

DF15 - 1-1/2": 5000 per box

DF15 - 1-3/4": 5000 per box

DF15 - 2": 5000 per box

CARPET ADHESIVE

D-990 Multipurpose Firm Set Latex Adhesive



A multi-purpose firm-set latex adhesive that provides excellent wet suction and extended tack time for pattern matching and seam adjustments. D-990 may be used for extended wear interior installations of most types of carpet backings and felt backed sheet goods. Use D-990 over structurally sound dry concrete (on, above or below grade), APA underlayment grade plywood, and well bonded VCT and resilient flooring.

D-905 Multipurpose Floor Covering Adhesive



A fast grab, multipurpose latex adhesive for light to heavy-duty interior installations of most types of carpet backings and felt backed sheet goods. Use D-905 over structurally sound dry concrete (on, above or below grade), APA underlayment grade plywood, and well bonded VCT and resilient flooring.

D-860 Double Stick Carpet to Pad Adhesive



A flexible, soft set, latex adhesive with excellent re-tack for heavy to extreme duty interior installations of most types of carpet and pad; long open time allows for accurate pattern matching. Use D-860 over structurally sound dry concrete (on, above or below grade), APA underlayment grade plywood, and properly prepared well bonded VCT flooring.

D-870 Carpet Tile Adhesive



A soft set, low odor, latex based adhesive for installing carpet squares and carpet pad over structurally sound dry concrete (on, above or below grade), APA underlayment grade plywood, and properly prepared, well bonded, VCT flooring. D-870 dries fast and offers a long open time for tile positioning and adjustment.

D-1500 Universal Flooring Adhesive



A premium, firm-set/medium grab, water-based, acrylic adhesive for bonding rubber, vinyl, carpet, felt-backed linoleum, and cork floor coverings, as well as rubber and vinyl stair treads, over properly prepared concrete, cement board or plywood subfloors. D-1500 is formulated using special acrylic polymer emulsions and tackifiers that enable a choice of installation options, including "wet-set" or "pressure sensitive" techniques. D-1500

displays tenacious early bond strength, is specially formulated to be highly resistant to plasticizer migration from vinyl, and will not show migration staining.

D-808 Exterior Carpet Adhesive



D-808™ Exterior Carpet Adhesive is a high performance, non-flammable, fast grab, firm set, low-VOC adhesive designed for bonding most outdoor carpets. D-808 may be used over clean, dry exterior surfaces including: fully cured cement, seasoned asphalt, terrazzo and exterior/marine-grade plywood. D-808 is a low-VOC formulation that meets the toughest air quality restrictions, including SCAQMD1168 and CRI Green Label Plus.

D-817 Carpet Pad Adhesive



D-817™ is a fast grab, non-flammable, latex adhesive for bonding most types of carpet pad. When used over properly prepared subfloors, D-817 dries extremely fast and provides a high strength bond to: prime polyurethane, rebond, foam, jute, hair, synthetic fiber, rubberized jute, felt, and sponge rubber carpet pads. D-817 is a safe alternative to traditional flammable pad cements.

D-815 Carpet Seam and Multi-Use Adhesive



D-815™ Carpet Seam & Multi-Use Adhesive (formerly D-15). D-815™ is a fast grab, non-flammable adhesive for seaming and bonding carpet edges; tack strips; rubber cove base; rubber/metal reducers, or stair treads. D-815 is suitable for use over dry surfaces including concrete and plywood. As a carpet seam adhesive, D-815 works well with many types of backings including: hot melt, latex unitary, woven, Axminster®, enhancer, ActionBac®, jute, rubber and outdoor carpet. As a tack strip adhesive, D-815 quickly adheres tack strip to concrete or plywood and can be power stretched in as little as one hour. As a rubber and metal adhesive, D-815 also acts as a fast-setting contact cement.

VINYL ADHESIVE

D-670 Firm-Set Sheet Goods Adhesive

A latex adhesive with good slip time for pattern and seam matching of felt backed sheet goods for light to heavy-duty commercial installations. Use D-670 over structurally sound dry concrete (on, above or below grade), APA underlayment grade plywood, and well bonded VCT and resilient flooring.



D-650 Clear VCT Adhesive

A low odor, latex based, clear thin spread adhesive with long working time and high residual tack for all types of Vinyl Composite Tile (VCT). Use D-650 over structurally sound dry concrete (on, above or below grade), APA underlayment grade plywood, and well bonded VCT and resilient flooring.



Weldwood Sheet Flooring Adhesive

Trowel grade, latex-based, water resistant adhesive designed for the installation of synthetic felt-backed resilient sheet goods. Allows for easy repositioning during installation. Low odor, low VOC, nonflammable and easy water clean-up. Interior use.



D-1500 Universal Flooring Adhesive

A premium, firm-set/medium grab, water-based, acrylic adhesive for bonding rubber, vinyl, carpet, felt-backed linoleum, and cork floor coverings, as well as rubber and vinyl stair treads, over properly prepared concrete, cement board or plywood subfloors. D-1500 is formulated using special acrylic polymer emulsions and tackifiers that enable a choice of installation options, including "wet-set" or "pressure sensitive" techniques. D-1500 displays tenacious early bond strength, is specially formulated to be highly resistant to plasticizer migration from vinyl, and will not show migration staining.

322 FG Sheet Vinyl Pressure Sensitive Adhesive

AAT-322 F/G Sheet Vinyl PSA is an acrylic based adhesive specifically formulated for installing sheet vinyl with fiberglass cores and PVC cushioned backs intended for use with pressure sensitive adhesives (PSA). High-quality, acrylic based adhesive for fiberglass sheet vinyl. Pressure sensitive bond allows for easy repair and removal of flooring. Faster drying formula for fast installations. Up to 24 hours working time. Non-staining formula CRI Green Label Plus certified for low VOC's. Protected by CleanGuard – two stage anti-microbial protection. Solvent-free, Freeze-thaw stable



SPECIALTY ADHESIVES

D-740 Multipurpose Wall Adhesive

D-740™ is a high performance, firm set, acrylic adhesive designed for use on rubber and vinyl cove base, FRP panel, and wall carpet. As a cove base adhesive, the initial wet suction of D-740 is strong enough to hold tight corners of all types of rubber and vinyl cove base. D-740 may be used over dry substrate surfaces including drywall, latex painted surfaces, concrete, brick, wood and particle board. D-740 is a low VOC formulation

and meets the toughest air quality restrictions, including SCAQMD1168. D-740 is ideal for schools, offices, retail stores, health care facilities, apartments, homes, hotels, and other similar areas.



D-808 Exterior Carpet Adhesive

D-808™ Exterior Carpet Adhesive is a high performance, non-flammable, fast grab, firm set, low-VOC adhesive designed for bonding most outdoor carpets. D-808 may be used over clean, dry exterior surfaces including: fully cured cement, seasoned asphalt, terrazzo and exterior/marine-grade plywood. D-808 is a low-VOC formulation that meets the toughest air quality restrictions, including SCAQMD1168 and CRI Green Label Plus.



D-817 Carpet Pad Adhesive

D-817™ is a fast grab, non-flammable, latex adhesive for bonding most types of carpet pad. When used over properly prepared subfloors, D-817 dries extremely fast and provides a high strength bond to: prime polyurethane, rebond, foam, jute, hair, synthetic fiber, rubberized jute, felt, and sponge rubber carpet pads. D-817 is a safe alternative to traditional flammable pad cements.



D-815 Carpet Seam and Multi-Use Adhesive

D-815™ Carpet Seam & Multi-Use Adhesive (formerly D-15). D-815™ is a fast grab, non-flammable adhesive for seaming and bonding carpet edges; tack strips; rubber cove base; rubber/metal reducers, or stair treads. D-815 is suitable for use over dry surfaces including concrete and plywood. As a carpet seam adhesive, D-815 works well with many types of backings including: hot melt, latex unitary, woven, Axminster®, enhancer, ActionBac®, jute, rubber and outdoor carpet. As a tack strip adhesive, D-815 quickly adheres tack strip to concrete or plywood and can be power stretched in as little as one hour. As a rubber and metal adhesive. D-815 also acts as a fast-setting contact cement.



GENERAL ADHESIVES


D-818 Tack Strip & Multi-Use Adhesive

DURABOND® D-818™ Tack Strip & Multi-Use Adhesive is a fast-setting high quality moisture cure urethane adhesive with excellent adhesion to concrete, patches, wood, plywood, metal, metal stair nosing, and many other properly prepared surfaces. D-818 cures by reacting with moisture to form a tough, flexible adhesive that is tenacious and waterproof. D-818 is recommended for installing tack strip to properly prepared substrates above, on, or below grade; metal stair nosing; or as use as a flexible subfloor adhesive.




LAMINATE ADHESIVES

DAP® Weldwood® Original Contact Cement



Premium quality, brush grade, neoprene-based contact cement that meets the stringent requirements of the professional user. High strength and initial grab make it ideal for most projects. Fast-drying formula dries in 15-20 minutes. Offers high heat and water resistance when dry. Exceeds industry performance requirements.

DAP® Weldwood® Nonflammable Contact Cement



High solids polychloroprene, waterborne contact adhesive that meets the stringent requirements of the professional user. Complies with all current VOC requirements. Dries in 30-40 minutes, allowing for extra bonding time. Water resistant when dry. Exceeds industry performance requirements. Low odor. Easy water clean-up.

Dap 2056 Professional Grade Contact Adhesive

A medium viscosity formulation which meets the requirements of many applications. A general purpose contact adhesive, 2056 Professional is often the choice of shops and tradesmen engaged in a variety of projects requiring contact adhesive. Easy to apply, fast drying.

LEVELING COMPOUNDS

Levelcure LCB



The state-of-the-art in Portland cement technology. With the sole addition of water, it becomes a free flowing liquid mortar that seeks its own level and produces a smooth flat surface. LevelCure LCB 951 has been designed as an underlayment for the fast leveling and smoothing of floor surfaces with a minimum of labor required. The resulting finish is smooth and durable for the installation of all floor coverings. This product is covered by a 5 Year Warranty.

Levelcure SLU



The state-of-the-art in Portland cement technology. With the sole addition of water, it becomes a free flowing liquid mortar that seeks its own level and produces a smooth flat surface. LevelCure SLU 961 has been designed as an underlayment for the fast leveling and smoothing of floor surfaces with a minimum of labor required. The resulting finish is a smooth and durable surface that is acceptable for the installation of all floor coverings. This product is covered by a 5 Year Warranty.

Levelcure Primer



A high quality emulsion polymer for self-leveling underlayments. A bonding agent and fortifying admixture, LevelCure Primer 943 reduces water absorption associated with concrete to ensure a flowable mix. This product is covered by a 10 Year Warranty.

Latex Hi-Build 967



A self-curing, liquid latex-Portland cement-based floor leveling system for leveling most types of floors prior to installation of resilient floor coverings, carpet and ceramic tile. A development of our own research laboratory, Latex Underlayment represents a major improvement in a cementitious leveling material. Designed for pours from 1/8" to 1 1/2" (3 to 38 mm) thickness. This product is covered by a 5 Year Warranty.

Latex Underlayment 962



A self-curing, liquid latex-Portland cement-based floor leveling system for leveling most types of floors prior to installation of resilient floor coverings, carpet and ceramic tile. A development of our own research laboratory, Latex Underlayment represents a major improvement in a cementitious leveling material. Designed for pours from featheredge to 3/8" (9.5 mm) thickness. This product is covered by a 5 Year Warranty.

Ultra-Cure 971



A cementitious based elastomeric anti-fracture waterproofing membrane modified with an acrylic polymer that will produce a tile setting adhesive specially developed for the installation of all types of tile, marble and stone over a variety of surfaces. Ultra-Cure 971 is trowel applied to develop a continuous positive moisture barrier with excellent adhesion to wood, dry concrete slabs, steel, plastic laminate countertops, concrete block and cementitious backer units. This product is covered by a 5 Year Warranty. Applicable ANSI Standards: A108.13, A118.10

FLOOR PREP



Webcrete 95 Ultra Finish Portland Cement Patch

Webcrete 95 is a fast-setting, latex-fortified Portland cement patch for interior use. Webcrete 95 may be used to skim coat or feather edge finish up to 1/2" deep in one application. Floor covering can be installed in as little as an hour after application.

Webcrete 95 is extremely flexible and resilient for use to patch and smooth floors prior to the installation of ceramic tile, carpet, resilient and wood flooring. When mixed with DL-16 instead of water, not only is the performance and flexibility improved, but Webcrete 95 can also be used as an embossing leveler.



Webcrete 98 Premium Portland Cement Patch

Webcrete™ 98 is a premium, fast-setting, specially formulated latex-fortified Portland cement patch for interior use. Webcrete 98 may be used to skim coat or feather edge finish up to 1/2" deep in one application. Floor covering can be installed in as little as an hour after application. Webcrete 98 is extremely flexible and resilient for use to patch and smooth floors prior to the installation of ceramic tile, carpet, resilient and wood flooring. The high concentration of polymer in Webcrete 98 enables the use of this product as an embossed floor leveler when mixed only with water.



Webpatch D-9001

Webpatch D-9001™ is a premium fast-setting, latex-fortified, gypsum based material designed for interior installations for patching floors, walls, and other surfaces. Webpatch D-9001 may be used to fill cracks up to 1/2" deep over properly prepared surfaces. Webpatch D-9001 may be mixed with DURABOND® 60L Latex Floor Underlayment Additive instead of water for improved performance. When used properly, this product provides a fast-setting surface that will not check, crack or break up.

DRYSET MORTARS



Thinset 911

A factory blend of Portland cement, sand and a unique blend of special additives. C-Cure ThinSet 911 produces an excellent bond with greater coverage than conventional dry-set mortars for the installation of ceramic tile. Applicable ANSI Standards: A108.5, A108.1B, A118.1



Allset

Premium Polymer-Modified Dry-Set Mortar
A polymer-modified dry-set mortar designed for the bonding of all tiles to all substrates, including porcelain tile. Can be used for walls and floors as well as interior and exterior applications.



ProSet

ProSet is a high strength economical bond coat for setting high lug, absorptive, semi-vitreous and vitreous, brick, cement, mosaic, natural stone, porcelain, precast terrazzo and quarry tiles for service in residential and commercial use. It is used in a mortar bed from 3/32" to 3/16" after the tiles have been properly embedded. ANSI A118.1, A118.4, A118.11, A108.5 Available in 50 lb. bags White or Gray



Pro M-Bond 918

Use as a professional grade bond coat for setting high lug, absorptive, semi-vitreous, vitreous ceramic tiles and natural stone for service in residential and commercial use. It is used in a mortar bed from 3/32" to 3/16" (2.4 to 4.8 mm) after the tiles have been properly embedded. Applicable ANSI Standards: A108.5, A108.1B, A108.12, A118.1, A118.11



Pro M-Flex 914

A flexible, latex- Portland cement mortar that is composed of an integral blend of special diverse dry polymers, plasticizers, Portland cement and sand. When cured, each separate polymer imparts distinct characteristics which compliment the other polymers forming a union which provides for 48% higher flexural strength than conventional mortars, thus furnishing the ultimate in a single component latex-Portland cement mortar. This product is covered by a 5 Year Warranty Applicable ANSI Standards: A108.5, A108.1B, A108.12, A118.1, A118.4, A118.11



M-Flex Fast Set 914FS

A flexible, fast-setting, polymer-modified mortar that is composed of an integral blend of special dry polymers and plasticizers for flexibility, special chemical additives for fast-setting properties, Portland cement and sand. Pro M-Flex Strata® FastSet 914FS allows the contractor to grout within two hours of setting tile so the finished installation can be open to foot traffic in 4 - 6 hours. This product is covered by a 5 Year Warranty Applicable ANSI Standards: A108.5, A108.1B, A118.1, A118.4, A118.11



Medium Bed Mortar Polymer-Modified Dry-Set Mortar

A polymer-modified dry-set mortar formulated with a unique blend of chemical additives, ideal for use as a bond coat for setting large, uneven tiles of a variety of substrates



Pro Full Contact 907

Specifically formulated to provide a single-step installation method for large format ceramic tile and stone. It fully supports heavy tiles and stone, reducing lippage problems and the need for leveling or pre-floating rough surfaces. Pro Full Contact 907 can be built up to 3/4" (19 mm) without shrinkage or extended set times. This product is covered by a 5 Year Warranty. Applicable ANSI Standards: A108.5, A108.1B, A108.12, A118.1, A118.4, A118.11



Pro M-Lite 929

Offers high flexibility and bond strength for a wide variety of floor and wall tile installations. Excellent for setting large format tile or stone, Pro M-Lite 929 will not sag or slip on walls and offers non-slump performance for floor installations. Pro M-Lite 929 is 40% lighter than traditional mortars, providing excellent handling characteristics. A 30 lb. (13.6 kg) bag covers the same area as a 50 lb. (22.7 kg) bag of traditional mortar. Formulated with recycled material – contributes to LEED certification. Applicable ANSI Standards: A118.4 and A118.11



Multi-Cure 905

A powdered latex enhanced dry-set mortar composed of Portland cement, sand and special polymer additives. Multi-Cure 905 is used as a bond coat for setting all types of ceramic tile over a variety of substrates including exterior grade plywood (EGP). Multi-Cure 905 offers the economy and ease of application of dry-set mortars while significantly improving bond strengths, freeze-thaw stability, flexural strength and other qualities formerly available only through the use of liquid latex additives. This product is covered by a 5 Year Warranty. Applicable ANSI Standards: A108.5, A108.1B, A108.12, A118.1, A118.11



Uni-Flex 916

A technological breakthrough in the development of a truly elastomeric dry-set mortar for the installation of ceramic tile and dimension stone. Uni-Flex is composed of a unique synergism of latex polymers and Portland cement. Uni-Flex may also be used as an elastomeric anti-fracture membrane for the installation of ceramic tile, marble, slate and granite over a variety of surfaces. This product is covered by a 5 Year Warranty. Applicable ANSI Standards: A118.11



Glass Bond Liquid

Liquid Additive for Colored Thinset Material
A unique liquid additive blend designed for use with standard colored grout to create a custom colored thinset for setting glass tiles.



Glass Bond Powder

Bright White Thinset Material for Glass Tiles

A unique, flexible, latex-Portland cement mortar specifically designed for use with glass tiles. Provides a superior bond and is ideal for demanding installations.

CERAMIC TILE ADHESIVE



D-1001 Wall and Floor Mastic

A high performance adhesive for the interior installation of all types of ceramic and stone tile (except moisture sensitive marble). DURABOND D-1001 Wall and Floor Mastic is ready to use for a fast, professional installation and provides excellent handling and vertical grab for large bodied tiles and mosaic sheets. Exceeds the requirements of ANSI A136.1 Type I and II.



D-2001 Multi-Purpose Ceramic Tile Mastic

A high performance adhesive for the interior installation of all types of ceramic and stone tile (except moisture sensitive marble). DURABOND D-2001 Multi-Purpose Ceramic Tile Mastic is ready to use for a fast, professional installation and provides excellent workability as well as excellent vertical and overhead grab for large bodied ceramic, porcelain, and stone tiles, sheet mounted mosaics, cultured marble and FRP panels. The best water resistance a mastic can offer and exceeds the requirements of ANSI A136.1 Type I and II.

CERAMIC ADDITIVE

DL-16 High Strength Mortar and Grout Additive

Designed as an admixture (used instead of water) for thin-set mortars and cement grouts. Provides improved shear bonds and compressive strengths, frost resistance and stain resistance. Use with thinset mortars for exterior installations, porcelain tile, over plywood sub-floors or with tile grouts to improve bond to porcelain tile, add flexibility as well as for exterior installations in freeze thaw environments. DL-16 may also be used to prepare Portland cement bond coats and mortar beds. Available in one gallon jugs.



GROUT

MP 924 C-Cure Sanded Grout



A one-part, Latex-Portland cement grout that provides the user the highest performance available in the industry, in an easy to use, just-add-water material. Its unique blend of Portland cement, specialty grades silica fillers, latex modifiers and colorfast pigments provides for a superior grout with excellent flexural and bond strengths, color control, minimal efflorescence and high comprehensive strength. MP Sanded 924 is specifically designed for tile installations that will be subjected to thermal shock. It resists bacteria, fungus, alkalis and does not shrink or dust. This product is covered by a 5 Year Warranty. Applicable ANSI Standards: A108.10, A118.6 .



MP 923 C-Cure Non-Sanded Grout

A one-part, Latex- Portland cement grout that provides the user the highest performance available in the industry, in an easy to use, just-add-water material. Its unique blend of Portland cement, specially graded silica fillers, latex modifiers and colorfast pigments provides for a superior grout with excellent flexural and bond strengths, color control, minimal efflorescence and high compressive strength. MP Non-Sanded 923 is specifically designed for tile installations that will be subjected to thermal shock. It resists bacteria, fungus and alkalis and does not shrink or dust. This product is covered by a 5 Year Warranty. Applicable ANSI Standards: A108.10, A118.6



EPOXY

EverWhite 932



A three component 100% solids blend of epoxies and silica fillers specially formulated to retain its brilliant white coloring even during prolonged exposure to direct sunlight. It is to be used for the setting and grouting of ceramic tile and pavers over a wide variety of substrates. It produces a mortar that is stain resistant, impermeable, and high in strength and shock resistant. EverWhite 932 has exceptionally high resistance to acids, alkalis and most solvents. Applicable ANSI Standards: A108.6, A118.3

Colorset Epoxy System 931



A patented 100% solids blend of epoxies and silica fillers. It is to be used for the setting and grouting of ceramic tile and pavers over a wide variety of substrates, interior or exterior. It produces a mortar that is stain resistant, impermeable and high in strength and shock resistant. ColorSet Epoxy System 931 has exceptionally high resistance to acids, alkalis and most solvents. This product is covered by a 5 Year Warranty. Applicable ANSI Standards: A108.6, A118.3

Pro-Line Poxy

Premium Chemical Resistant Setting and Grouting Epoxy



A 100% solids blend of epoxies and special colored silica fillers specially formulated to deliver unsurpassed color performance. Use to set and grout ceramic tile. Stain and chemical-resistant.

Visit www.westerntradesupply.com for a list of available colors and sizes.

MISCELLANEOUS TILE SETTING MATERIAL



C-Caulk 986

A superior quality siliconized acrylic latex caulk that is mold and mildew resistant. The product forms a long-lasting, flexible, water tight seal that will resist cracking on most building materials, including glass, wood, ceramic, metal and stone. C-Caulk 986 is available in all of C-Cure's grout colors.



All-Clean

Cleaning Crystals for Grout, Tile and Masonry
A sulfamic acid crystal that is designed to mix with water to create a cleaning solution for tile, stone, grout and masonry surfaces. Will not damage steel surfaces and does not bleach grouts and mortars.

Citrus Cleaner

A pH neutral heavy duty citrus based cleaner available in concentrated and ready-to-use formulations.



Latex Admixture/Cure-Mix 937



A blend of latex emulsions and special chemical modifiers formulated for the addition to C-Cure's dry-set mortars, grouts and underlayment systems. This admixture when used in lieu of water will significantly improve the bond strength and flexibility of mortar systems to particularly hard and smooth surfaces. In addition, it will increase a mortar's internal adhesion, frost resistance and flexural strength. It also inhibits the penetration of water or other liquids. This product is covered by a 5 Year Warranty. Applicable ANSI Standards: A118.4



Deck Mud

Traditional Mortar Bed

A factory-blend of Portland cement and graded silica aggregates designed to produce a dense substrate on which to apply ceramic tile or stone.



Universal Patch

A fast-curing, latex-modified Portland cement patching material designed to be used as a skim coat, leveler, embossed floor leveler, rapid patch, underlayment, deep patch and thin patch.

WATERPROOFING



Pro-Red

A ready-to-use, elastomeric, waterproofing and anti-fracture membrane for all interior or exterior commercial and residential tile and stone installations. Easily applied with roller, trowel or sprayer producing a continuous moisture barrier with outstanding adhesion. Reduces crack transmission in ceramic tile or stone floors. This product is covered by a 5 Year Warranty. Applicable ANSI Standards: A118.10, A108.13, A118.10, A118.12



Aqua Seal

Premium Liquid Anti-Fracture and Waterproofing Membrane

Aqua Seal is a premium, ready to use anti-fracture and waterproofing membrane. Ideal for a variety of residential and commercial applications. Aqua Seal can be installed on floors exposed to heavy water usage, structures designed to hold water permanently and all floor penetrations where water leakage is a concern. As an anti-fracture material, Aqua Seal can effectively reduce crack transmission in ceramic and stone flooring.

TILE & STONE CLEANERS & SEALERS



Concentrated Stone & Tile Cleaner

Aqua Mix Concentrated Stone & Tile Cleaner is a super-concentrated cleaner formulated for everyday use. This neutral cleaner, when used regularly, prevents soap scum build up and hard water deposits. Leaves a room smelling clean and fresh. Aqua Mix biodegradable formulas are designed to break down quickly and naturally in the environment.



HD Tile & Grout Cleaner

Aqua Mix Heavy-Duty Tile & Grout Cleaner is a concentrated, high-alkaline cleaner and degreaser. Effectively removes grease, soap scum, body oil, mildew stains, and algae from areas that have been neglected or subjected to heavy use. Specially formulated to strip off synthetic and acrylic waxes and floor finishes.



Stone Deep Clean

Aqua Mix Stone Deep Clean is a concentrated heavy-duty cleaner and degreaser designed to clean stone surfaces that have been neglected or subjected to heavy use. Effectively removes dirt, grease, and grime. Also removes waxes and floor finishes.



Stone Clean & Shine

Aqua Mix Stone Clean & Shine is a spray-and-buff cleaner that is designed to enhance the natural beauty of the stone as it cleans. Regular use helps protect factory polish.



Grout Release

Aqua Mix Grout Release is a temporary, water soluble, pre-grout coating. It provides protection against grout and mortar staining and eases grout cleanup.



Grout Haze Clean-Up

Aqua Mix Grout Haze Clean-Up is a safe and effective concentrated cleaner that is added to the grout cleanup water for removal of cementitious grout haze and latex additive film from tile during the grout cleanup process. It may also be used full-strength to remove light grout residue within the first 10 days after grouting.



NanoScrub

Aqua Mix NanoScrub® is an abrasive cream cleaner designed to work where other cleaners won't. It utilizes NanoSTG™ (nano-sized particles) to penetrate into small surface pores where it can effectively work to remove surface stains and residues. Effective for cleaning all stone and tile surfaces. Also removes factory applied waxes and floor finishes, coating sealers, light grout residue (including epoxy), rubber and pencil marks, light mineral deposits, ground-in dirt and most sealer residues. NanoScrub is nontoxic, non-flammable and non-acidic.



Poultice Stain Remover

Poultice Stain Remover by Aqua Mix is a dual purpose, non-acidic stain remover. It is absorptive clay that is designed to remove deep-set oil and grease stains without scrubbing. It is also a fine abrasive cleaning powder that removes stubborn surface stains and light grout haze.



Sealing & Coating Remover

Aqua Mix Sealer & Coating Remover is a non-flammable, multi-purpose stripper formulated to stay wet longer which gives the product time to remove most sealers, epoxy grout haze, urethane coatings, synthetic finishes, adhesives, and paints. Also dissolves deep-set stains and removes heavy grease buildup.



Sealer's Choice 15 Gold

Aqua Mix Sealer's Choice® Gold is a premium, no-sheen, natural-look, water-based, penetrating sealer formulated to provide maximum stain protection, especially in food preparation and serving areas. May also be used as a pre-grouting sealer. Allows moisture vapor transmission. It is also an excellent grout sealer.



Penetrating Sealer

Aqua Mix Penetrating Sealer is an economical, no-sheen, natural-look, water-based, penetrating sealer designed to resist stains. May also be used as a pre-grouting sealer. Allows moisture vapor transmission. It is also a good grout sealer.



Grout Sealer

Aqua Mix Grout Sealer is a water-based sealer that resists water, oil, and acid-based contaminants. Simplifies maintenance and does not change the appearance of the grout. Allows moisture vapor transmission.



Seal & Finish Low Sheen

Aqua Mix Seal & Finish Low Sheen is a specially formulated water-based blend of acrylic polymers that provides both a stain resistant surface seal and a durable low-sheen finish eliminating conventional two-step methods utilizing a sealer and finish. May also be used as a pre-grouting sealer. Allows moisture vapor transmission and is not affected by ultra-violet light.



Floor Shine & Hardener

Aqua Mix Floor Shine & Hardener is a clear durable floor finish that resists surface abuse and leaves a beautiful high-sheen finish. May also be used for pre-grouting protection on polished porcelain and crackled glazes. Allows moisture vapor transmission.



Enrich 'N' Seal

Aqua Mix Enrich 'N' Seal™ is a premium, no-sheen, enhanced-look 100% Polymer-solid, penetrating sealer formulated to darken, enrich, and highlight the character and beauty of unsealed natural stone. It rejuvenates the color and improves the appearance of worn and weathered stone. May also be used as a pre-grouting sealer. Allows moisture-vapor transmission. It also effectively seals and darkens the color of grout joints.



Stone Enhancer

Aqua Mix Stone Enhancer is an excellent, no-sheen, enhanced-look, penetrating sealer formulated to darken and highlight the character and beauty of unsealed natural stone. It rejuvenates the color and improves the appearance of worn and weathered stone. May also be used as a pre-grouting sealer. Allows moisture-vapor transmission. It also effectively seals and darkens the color of grout joints.



Grout Stain 997

A long lasting, highly wear resistant urethane acrylic grout stain. It is ideal for renewing or changing the color of existing sanded or non-sanded grout joints. It also seals and protects grout from moisture and staining.



Grout Colorant

Aqua Mix Grout Colorant is an easy-to-use waterborne epoxy that re-colors, seals and rejuvenates existing grout joints. Also simplifies ongoing grout cleaning. Available in 24 grout colors. Color matching available.

Please visit our website for colors and sizes.

SHOWER SYSTEMS

Schluter®-KERDI-DRAIN

Schluter-KERDI-DRAIN is a floor drain specifically designed to allow connections to Schluter-KERDI or other load-bearing, bonded waterproof membranes, typically in shower applications. Bonded waterproof membranes represent the current state of technology and are increasingly used for ceramic tile and natural stone coverings. Schluter-KERDI is adhered to the drain's large, trapezoid-perforated bonding flange, which is covered with a fleece webbing, to form a waterproof connection at the top of the drain assembly. KERDI-DRAIN features a square, fully adjustable grate to accommodate 1/4" (6 mm) to 1-1/4" (32 mm) tile thicknesses. The grate assembly allows lateral and tilt adjustment as well. KERDI-DRAIN is designed to simply integrate with standard 2" (51 mm) drain pipes, making it suitable for new construction and renovation.



The drain casing, height adjustment collar, lateral adjustment ring, and strainer are made of acrylic nitrite butadiene sterol (ABS). The drain casing is also available in PVC and features a fleece-covered bonding flange. The grate is available in stainless steel 304 (1.4301 = V2A) and anodized aluminum with a brushed copper bronze, brushed brass, or brushed nickel finish.

The Schluter-KERDI-DRAIN grate, in anodized aluminum, must be tested to verify its suitability if chemical exposure is expected. Cementations materials, in conjunction with moisture, become alkaline. Since aluminum is sensitive to alkaline substances, exposure to the alkali (depending on the concentration and duration of exposure) may result in corrosion (aluminum hydroxide formation). Therefore, it is important to remove mortar or grout residue from visible surfaces. In addition, ensure that the grate is solidly embedded in the setting material and that all cavities are filled to prevent the collection of alkaline water. The anodized layer retains a uniform appearance during normal use. The surface, however, is susceptible to scratching and wear and may be damaged by grout or setting material. Therefore, these materials must be removed immediately.


The Schluter-KERDI-DRAIN grate, in stainless steel, is roll-formed using 304 (1.4301 = V2A) stainless steel. Therefore, the grate's appearance differs from those made of anodized aluminum. The stainless steel material can sustain high mechanical stresses and is especially well suited for applications requiring resistance against chemicals and acids.

Schluter®-KERDI-SHOWER-ST/-SC/-SR

Schluter-KERDI-SHOWER-ST is a sloped shower tray made of lightweight, expanded polystyrene for constructing tiled shower receptors. It is designed to accept the Schluter-KERDI-DRAIN and Schluter-KERDI waterproofing membrane and is available in 48" x 48" (122 cm x 122 cm), 32" x 60" (81 cm x 152 cm), and 72" x 72" (183 cm x 183 cm) sizes with centered drain placement, or 32" x 60" (81 cm x 152 cm) with drain placement 10" (25.4 cm) o.c. from the end of the tray. Schluter-KERDI-SHOWER-SC is a lightweight, expanded polystyrene shower curb that can be used with Schluter-KERDI-SHOWER-ST or conventional mortar applications. Curb dimensions are 48" x 6" x 4-1/2" (122 cm x 15 cm x 11.5 cm). Schluter-KERDI-SHOWER-SR is a

lightweight, expanded polystyrene shower ramp specifically designed to facilitate the construction of access ramps for tiled showers.

The Schluter-KERDI-SHOWER-ST tray, KERDI-SHOWER-SC curb, and KERDI-SHOWER-SR ramp are specifically designed to integrate with Schluter-KERDI, a load-bearing, bonded waterproofing membrane, and Schluter-KERDI-DRAIN, a floor drain featuring an integrated bonding flange. When combined with Schluter-RODEC and DILEX profiles, the result is a completely watertight, easy to maintain shower assembly. Schluter-KERDI-SHOWER-ST, -SC, and -SR are manufactured using expanded polystyrene (PS 40). Schluter-KERDI-SHOWER-ST, -SC, and -SR require no special disposal and can be recycled. No CFC's or HCFC's are present in either the product or in the manufacturing process. Exposure to ultraviolet rays (sunlight) for long periods of time will result in partial degradation (dusting) at the surface. The polystyrene foam has a density of 2.75 lb/ft³ (0.5 kN/m³) with a 48 psi (331 kPa) compressive strength at 10% deformation. It is serviceable in temperatures up to 175°F (79° C).



The expanded polystyrene used to manufacture Schluter-KERDI-SHOWER products is treated with a flame retarding agent. The foam is self-extinguishing and achieves an HF-1 rating according to UL 94. Expanded polystyrene should not be exposed to hydrocarbons, esters, amines, and aldehydes. All will deteriorate foam. Schluter-KERDI-SHOWER-ST is designed to be used as a base in tiled shower receptors. Schluter-KERDI-SHOWER-SC is designed to be used as a base for tiled shower curbs and integrates with Schluter-KERDI-SHOWER-ST or conventional mortar applications. Schluter-KERDI-SHOWER-SR is designed to facilitate the construction of access ramps for tiled shower installations.

Schluter®-KERDI

Schluter-KERDI is a bonded waterproof membrane with limited crack-bridging capabilities. It is made of soft polyethylene, which is covered on both sides with a special fleece webbing to anchor the membrane in the thin-set mortar. Schluter-KERDI was developed as a waterproofing membrane to be used in conjunction with ceramic and stone tile coverings. Tiles can be installed directly on Schluter-KERDI using the thin-bed method. Other trowel-applied covering materials, such as plaster, can also be used.

Pre-cut sections of Schluter-KERDI are available for inside and outside corners, as well as for pipe collars. Use Schluter-KERDI-BAND, in widths of 5" (12.5 cm), 7-1/4" (18.5 cm), or 10" (25 cm) to seal butt joints or corner joints. Schluter-KERDI-FLEX, in 5" (12.5 cm) or 10" (25 cm) widths, is used to seal expansion joints or flexible edge joints.

Schluter-KERDI is a polyethylene waterproofing membrane with a very high steam-diffusion density. The material is physiologically safe. Schluter-KERDI requires no special disposal. Schluter-KERDI is waterproof and resistant to most chemicals commonly encountered in tiled environments. It is resistant to aging and will not rot. Schluter-KERDI is highly resistant to saline solutions, acid and alkaline solutions, many organic solvents, alcohols, and oils. Information regarding its resistance to specific substances can be provided if concentration, temperature, and duration of exposure are known. For acid-resistant coverings, use an epoxy adhesive to set and grout the tile.

Schluter-KERDI is suitable for wall and floor surfaces where protection against the penetration of moisture or other harmful substances is necessary. Surfaces include showers, tub surrounds, and areas surrounding swimming pools. Industrial applications include the food industry, breweries, and dairies. Before placing the Schluter-KERDI, verify that the substrate is clean, even, load bearing, and free from moisture. Surfaces that inhibit proper adhesion must be removed or appropriately treated.



Schluter®-KERDI-SHOWER-KIT

The Schluter-KERDI-SHOWER-KIT is an all inclusive package containing each of the components required to create a maintenance-free, watertight shower assembly without a mortar bed. Schluter-KERDI-SHOWER-ST/-SC are prefabricated substrates, made of expanded polystyrene foam, for tiled shower bases in conjunction with Schluter-KERDI waterproofing membrane and Schluter-KERDI-DRAIN. Schluter-KERDI-SHOWER-ST is a prefabricated, sloped shower tray that is specifically designed to accept the Schluter-KERDI-DRAIN and Schluter-KERDI waterproofing membrane. The tray is available in 48" x 48" (122 cm x 122 cm), 32" x 60" (81 cm x 152 cm), and 72" x 72" (183 cm x 183 cm) sizes. Schluter-KERDI-SHOWER-SC is a prefabricated curb that can be used with Schluter-KERDI-SHOWER-ST. Curb dimensions are 48" x 6" x 4-1/2" (122 cm x 15 cm x 11.5 cm).

The integrated Schluter-Shower System eliminates the potential for leakage, efflorescence, and mold growth in the system, is maintenance-free, and dramatically reduces total installation time to ensure success and make shower installation easier than ever. Schluter prefabricated shower substrates provide an alternative to shower bases constructed of mortar. The shower tray and curb are especially useful in large-scale, repetitive jobs, such as hotels, apartments, and condominiums for the significant time savings that can be realized.

Schluter-KERDI-SHOWER-ST/-SC are prefabricated substrates, made of expanded polystyrene foam, for tiled shower bases in conjunction with Schluter-KERDI waterproofing membrane and Schluter-KERDI-DRAIN. Schluter-KERDI-SHOWER-ST is a prefabricated, sloped shower tray that is specifically designed to accept the Schluter-KERDI-DRAIN and Schluter-KERDI waterproofing membrane. The tray is available in 48" x 48" (122 cm x 122 cm), 32" x 60" (81 cm x 152 cm), and 72" x 72" (183 cm x 183 cm) sizes. Schluter-KERDI-SHOWER-SC is a prefabricated curb that can be used with Schluter-KERDI-SHOWER-ST. Curb dimensions are 48" x 6" x 4-1/2" (122 cm x 15 cm x 11.5 cm).

Schluter-KERDI is a polyethylene waterproofing membrane with a very low vapor permeance of 0.75 perms. The material is physiologically safe. Schluter-KERDI requires no special disposal. Schluter-KERDI is waterproof and resistant to most chemicals commonly encountered in tiled environments. It is resistant to aging and will not rot. Schluter-KERDI is highly resistant to saline solutions, acid and alkaline solutions, many organic solvents, alcohols, and oils. Information regarding its resistance to specific substances can be provided if concentration, temperature, and duration of exposure are known. For acid resistant coverings, use an epoxy adhesive to set and grout the tile. Schluter-KERDI meets the American National Standard for Load Bearing, Bonded, And Waterproof Membranes for Thin-Set Ceramic Tile and Dimension Stone Installations (ANSI A118.10) and is listed by CUPC®.



The drain casing material is selected to match the plumbing system and attached using ABS or PVC cement. The simple connection to standard drain outlets makes KERDI-DRAIN suitable for new construction and renovation. The height adjustment collar, lateral adjustment ring, and strainer are made of ABS.

The grate is available in stainless steel 304 (1.4301 = V2A) and in anodized aluminum with a brushed copper bronze, brushed brass, or brushed nickel finish.

Noble Curbs

Preformed curb overlays. Installs in minutes. Waterproof & ready to tile. Durable & lightweight. Easily cut to size. Available in 48" solid (special order) or overlay. Curb overlay fits standard 2"x4" construction. Solid curb mounts directly to substrate

Pro-Slope


Creates the Code-Required Pre-slope Slope allows moisture to drain eliminating the cause of mold, fungus and odor. Available in 40"x40" and 60"x60" - Saves time - light and easy to cut. Extend or trim to fit shower configuration - No mortar, no mixing, and no curing. Durable, made from non-deteriorating EPS - Rated at 500 lbs per square foot

Preformed Corners

Made from chlorinated Polyethylene (CPE). Will not rot, crack or deteriorate due to microorganisms. Can be installed over or under the membrane, 3 1/8" x 5 3/4" diameter.

Perma-Gard PVC Shower Pan Liner

Perma-Gard is a flexible polyvinyl chloride (PVC) sheet liner that is continuously marked on the roll and lined every six inches. It will not rust, rot or decay under normal and recommended conditions for the life of the installation. Perma-Gard is not recommended for continuous exposure to the sun. No underlayment is required when using 40 mil Perma-Gard

Dal-Gard TS Crack Isolation & Waterproofing Membrane

Dal-Gard TS is a 40 mil., PVC Sheet and NW. polyester fabric laminated on both sides. Used for thin-bed installations of ceramic tile, marble dimension stone or terrazzo. It is both a crack isolation and waterproof membrane in sheet form with excellent crack bridging ability. Can be used in shower pans and counter tops. Assists in preventing cracks in tile due to dropped objects.

DS 249 Bonding Fluid

DS Bonding Fluid provides a fast, effective weld which is permanently waterproof for larger areas. A properly made joint is effective in 12 hours, although maximum strength takes 24 hours to develop.

No. 455 Quick Curb™

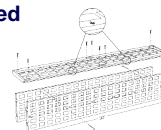
The Quick Curb™ is a stay-in-place plastic form that makes it possible to build a 4' shower curb in less than 6 minutes. To install, simply set the Quick Curb in place, fill with mortar and you are ready for tile. Curbs have molded in dovetail connecting lugs for multiple length installations, and can be easily cut to the proper length with a hacksaw, snips or utility knife. The top radius and the legs of the Quick Curb can be snapped off to provide any of the configurations shown below. Each Quick Curb has two pan hangers to hold the liner in proper position. Quick Curbs minimize tile cutting, and also eliminate problems with lack of straightness and moisture associated with custom made wood curbs.



Quick Curbs are 5" wide x 24" long x 6-1/4" high. Supplied with illustrated instructions. Not designed for use over wood curbs.

No. 543 Kirb-Perfect Shower Curb

The Kirb-Perfect Shower Curb is a stay-in-place plastic form for building perfect shower curbs. Kirb-Perfect is designed to be used with a pan liner. It can be used with or without a 2 x 4 wood curb. With molded in dovetail connecting lugs, this curb can be used for multiple length installations. Each piece of the Kirb-Perfect Shower Curb is easily cut with a hacksaw, PVC cutters or angle grinder. Supplied with two (1-1/4" long) and eight (3/4" long) stainless steel self tapping screws and illustrated installation instructions. Kirb-Perfect is 4-9/16" wide x 30" long and 5-1/2" high.

**No. QPK-101 Quick Pitch Standard Kit**

For standard 36" x 60" shower areas with a centered drain, or custom shower areas where the drain is within 36" of each wall. Included in each package is one each Center Ring and 6 each Standard Float Sticks (1" to 1-3/4" taper x 36" long) that attach in any of the 24 slots on the Center Ring.


No. QPCR-104 QP Center Ring

This is the Center Ring that is supplied in the No. QPK-101 Quick Pitch® Standard Kit to which the Standard Float Sticks (1" to 1-3/4" taper x 36" long) attach. Separate Center Rings are often needed to make use of 'leftover' Standard Float Sticks.

No. XFS-101-2 Quick Pitch® Standard Float Sticks

These are the Standard Float Sticks (1" to 1-3/4" taper x 36" long) that are supplied in the No. QPK-101 Quick Pitch® Standard Kit, and they attach directly to the Center Ring. These 'extras' are generally needed for use in custom shower areas with either curved, or more than four walls. Sold 9 each per package.

TILE UNDERLAYMENTS



HardieBacker® Cement Board with Moldblock® Technology

Product Specifications

Basic Composition/Size

90% Portland cement and ground sand. HardieBacker® board contains no asbestos, glass mesh, formaldehyde, or gypsum.

Mold Resistance

HardieBacker products achieve a perfect score on both industry standard mold tests. HardieBacker board scores a 0 (best possible score) on the ASTM G21 for mold resistance and a 10 (best possible score) on the ASTM D3273 test against mold growth.

Flexural Strength

Based on typical Equilibrium Moisture Content: 2100 psi when tested in accordance with ASTM test method C1185.

Non-Combustibility

HardieBacker® cement board is recognized for use in non-combustible construction in NER-405. Available in 3'x5'x1/4" or 3'x5'x1/2"



DUROCK® Cement Board

DUROCK® cement board is a water-durable, mold resistant panel for use under tile and other finishes in both interior and exterior applications. AVAILABLE IN 3'X5'X5/16" AND 3'X5'X1/2"



DUROCK™ Wood Screws

DUROCK™ wood screws attach DUROCK® cement board and FIBEROCK® panels to wood framing for interior applications.



DUROCK® Tile Backer Tape

DUROCK® Tile Backer tapes are polymer coated glass-fiber tapes that offer strong joint reinforcement of DUROCK® cement board interior and exterior applications.

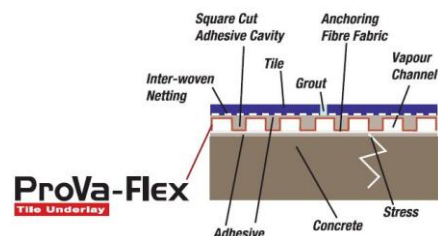
ProVa-Flex

ProVa-Flex is a multi functional polypropylene membrane developed as an underlay for ceramic tiles and natural stone. It acts as an "uncoupling" membrane on all suitable substrates and as a water vapor pressure equalization membrane against dampness in the substrate. It has an interwoven polypropylene netting material adhered to the top surface to provide mechanical bonding properties as well as enhancing the surface of contact with mortars used. For installation requiring tile up the wall, no joint strip is required and the flex line can be aligned with the Floor to Wall junction. This will provide a continuous barrier against moisture.


ProVa-Flex uncouples the floor covering from the substrate and prevents the transfer of stresses to the tiled surface. Thus, a crack caused by movement in the substrate is neutralized. Cracks in the substrate are bridged and not transferred to the floor covering.

ProVa-Flex is a polypropylene membrane sandwiched between a white polypropylene non woven fabric on the underside to maximize bonding to the subfloor. It also has an interwoven polypropylene netting material adhered to the top surface to provide mechanical bonding properties as well as enhancing the surface of contact with mortars used. ProVa-Flex is approximately 3 mm high. ProVa-Flex distinctive red color creates a useful contrasting background for installers to ensure full adhesive coverage.

ProVa-Flex is light weight, flexible, bridges cracks, does not rot and is highly resistant to solutions containing salts, acids and alkalis, as well as many organic solvents, alcohol and oils. Its imperviousness to steam is very high. The material is safe for use in food and related industries. It must be verified that substrates which are to be covered by ProVa-Flex are flat, clean, dry, structurally sound, adequately load bearing and free from material which may prevent bond of the adhesive. Contact inhibiting surfaces must be removed prior to installation of ProVa-Flex.



Schluter DITRA

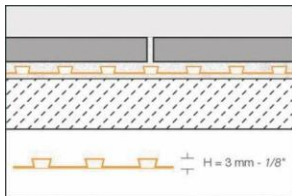


Ceramic and stone tiles are durable, easy to maintain, and hygienic, representing the ideal surface coverings. However, today's lightweight construction methods can make the installation of hard surface coverings particularly challenging. In order to protect the integrity of the tile assembly, an underlayment that performs multiple functions is required.

Schluter-DITRA is a polyethylene membrane with a grid structure of square cavities, each cut back in a dovetail configuration, and an anchoring fleece laminated to its underside. Schluter-DITRA is bonded to the substrate using thin-set mortar. The anchoring fleece on the underside of Schluter-DITRA is fully engaged in the mortar to provide a mechanical bond to the substrate. Tile is installed over Schluter-DITRA using the thin-bed method

in such a way that the mortar becomes mechanically anchored in the square, cutback cavities of the Schluter-DITRA matting.

Designed specifically for ceramic tile and dimension stone installations, Schluter-DITRA serves as an uncoupling layer, waterproofing membrane, and vapor management layer that accommodates moisture from beneath the tile covering. Further, DITRA performs all these functions while still providing adequate support/load distribution for the tile covering.



a) **Uncoupling:** Tile has been successfully installed for thousands of years by incorporating an uncoupling layer, or forgiving shear interface, within the tile assembly. Schluter-DITRA provides uncoupling through its open rib structure, which allows for in-plane movement that effectively neutralizes the differential movement stresses between the substrate and the tile, thus eliminating the major cause of cracking and delaminating of the tiled surface.


b) **Waterproofing:** Schluter-DITRA provides reliable waterproofing in interior and exterior applications. Its polyethylene composition protects the substrate from moisture penetration, which is particularly important in today's building environment where most substrates are moisture sensitive.

c) **Vapor management:** The distinguishing feature of Schluter-DITRA is the existence of free space created by the configured channels on the underside of the matting. The free space provides a route for excess moisture and vapor to escape from the substrate that could otherwise cause damage to the tile layer above. Thus, DITRA effectively manages moisture beneath the tile covering.

d) **Support/load distribution:** When placed on a solid foundation, columns or pillars can support tremendous loads. The same physical principle applies to Schluter-DITRA installations. Column like mortar structures are formed in the cutback cavities of the matting. Loads are transferred from the tile covering through these column-like mortar structures to the substrate. Since DITRA is virtually incompressible within the tile assembly, the advantages of uncoupling are achieved without sacrificing point load distribution capabilities. The ability of DITRA installations to support and distribute heavy loads while preserving the integrity of the tiled surface has been verified through extensive laboratory and field testing, including applications exposed to vehicular traffic.

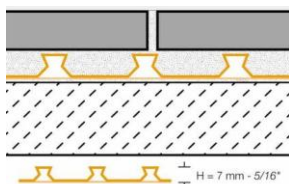
Schluter® DITRA-XL

Ceramic and stone tiles are durable, easy to maintain, and hygienic, representing the ideal surface coverings. However, today's lightweight construction methods can make the installation of hard surface coverings particularly challenging. In order to protect the integrity of the tile assembly, an underlayment that performs multiple functions is required.



Schluter-DITRA-XL is a polyethylene membrane with a grid structure of square cavities, each cut back in a dovetail configuration, and an anchoring fleece laminated to its underside. Schluter-DITRA is bonded to the substrate using thin-set mortar. The anchoring fleece on the underside of Schluter-DITRA-XL is engaged in the mortar to provide a mechanical bond to the substrate. Tile is installed over Schluter-DITRA-XL using the thin-bed method in such a way that the mortar becomes mechanically anchored in the square, cutback cavities of the Schluter-DITRA-XL matting.

Designed specifically for ceramic tile and dimension stone installations, Schluter-DITRA-XL serves as an uncoupling layer, waterproofing membrane, and vapor management layer that accommodates moisture from beneath the tile covering. Further, DITRA-XL performs all these functions while still providing adequate support/load distribution for the tile covering.



a) **Uncoupling:** Tile has been successfully installed for thousands of years by incorporating an uncoupling layer, or forgiving shear interface, within the tile assembly. Schluter-DITRA-XL provides uncoupling through its open rib structure, which allows for in-plane movement that effectively neutralizes the differential movement stresses between the substrate and the tile, thus eliminating the major cause of cracking and delaminating of the tiled surface.

b) **Waterproofing:** Schluter-DITRA-XL provides reliable waterproofing in interior and exterior applications. Its polyethylene composition protects the substrate from moisture penetration, which is particularly important in today's building environment where most substrates are moisture sensitive.

c) **Vapor management:** The distinguishing feature of Schluter-DITRA-XL is the existence of free space created by the configured channels on the underside of the matting. The free space provides a route for excess moisture and vapor to escape from the substrate that could otherwise cause damage to the tile layer above. Thus, DITRA-XL effectively manages moisture beneath the tile covering.

d) **Support/load distribution:** When placed on a solid foundation, columns or pillars can support tremendous loads. The same physical principle applies to Schluter-DITRA-XL installations. Column like mortar structures are formed in the cutback cavities of the matting. Loads are transferred from the tile covering through these column-like mortar structures to the substrate. Since DITRA-XL is virtually incompressible within the tile assembly, the advantages of uncoupling are achieved without sacrificing point load distribution capabilities. The ability of DITRA-XL installations to support and distribute heavy loads while preserving the integrity of the tiled surface has been verified through extensive laboratory and field testing.



AFM® Anti-Fracture Membrane

Crack isolation sheet membrane for use beneath thin-set tile and stone applications. AFM prevents unsightly cracks from surfacing in expensive floor finishes. For use under thin-set tile, stone and marble as a crack suppression and anti-fracture membrane.



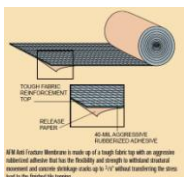
AFM-WM Anti-Fracture Membrane with Waterproofing Material

Crack isolation sheet membrane combined with waterproofing overlap material creates a cohesive bond for use beneath thin-set tile and stone flooring applications. Also used for waterproofing showers, kitchens, decks, and fountains. Same as AFM, with a 2" peel and stick overlap strip for waterproofing, sound control and radon blocking.

PRODUCT SELECTION GUIDE

WHY SPECIFY PROTECTO WRAP'S FLOORING MEMBRANES?

Protecto Wrap Company has been manufacturing waterproofing membranes since 1952 and has built a sound reputation for producing the highest quality materials available on the market today. Our products meet or exceed waterproofing properties of sheet membranes or liquid coatings for almost any job specifications and we offer you the benefits of our experience and field service to back the quality of our products. We are committed to producing the best product for your tile underlayment dollar. *If it's worth tiling, it is worth protecting with AFM Peel and Stick with Primer.*



AFM Anti-Fracture Membrane is made up of tough fibers and an aggressive adhesive that has the flexibility and strength to withstand structural movement and prevent shrinkage cracks up to 1/4" without tearing the sheet back to the finished tile topping.

TILE & RESILIENT UNDERLAYMENTS

Halex 6mm Plywood Underlayment

Halex 6mm plywood underlayment is designed for use under vinyl floors, vinyl composition tile, and for general uses where 1/4 inch plywood is an approved floor underlayment. Its unique 5 ply birch construction gives Halex floor underlayment a significant advantage over more traditional 3 ply floor underlayment in strength, hardness, and durability. Exterior grade phenolic glue provides added insurance against water damage from floor cleaning and occasional flooding caused by plumbing or appliance failures.

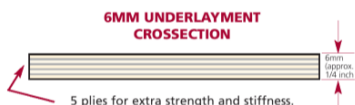


Birch is a hard, relatively knot-free wood grown in Northern European forests that is well suited for use as a flooring underlayment. It has 100 percent more indentation resistance than poplar and luan plywood and is therefore more resistant to crushing from high-heeled shoes, table and chair legs, and moving appliances.

Additionally, the hardness and smoothness of each birch underlayment panel requires less preparation time during installation than other types of plywood.

Halex 6mm floor underlayment is available in three convenient sizes: 4x4, 4x5, and 4x8. The 4x4 size is perfect for bathrooms and other small jobs because it creates less waste than the 4x8 size and is an easy size for storage and transportation. The 4x5 size is ideal for all jobs, both large and small. It causes less waste than 4x8 panels, yet creates 20% fewer seams than a 4x4 panel, while maintaining its easy storage and transportation. The largest of the sizes, the 4x8 panel, is perfect for large jobs, where the fewest possible seams are desired.

Whatever the size, all Halex floor underlayment's are available with or without a printed nailing pattern and come with a **LIFETIME** warranty against staining and manufacturing defects such as core voids, delamination, and out-of-squareness.



Halex 6mm Plywood Underlayment Features

Sanded, Solid Surface
Requires Less Preparation
Exterior Phenolic Glue

Ply Construction Provides Firmer Support than 3 Ply Plywood
Available with Printed Nailing Pattern

LIFETIME Warranty

Wood Species: Baltic Birch (also known as Arctic Birch).

Solid Plugged and Sanded Face.

Construction: Solid Filled and Sanded Back.

Solid Core 5 ply.

Glue Line: Exterior Grade Phenolic Glue, Passes Boil Test.

Squareness: All Adjoining Sides will be Perpendicular within $\pm 1/32$ inch.

Thickness: 6mm: approx. 1/4 inch.

COVE CAP

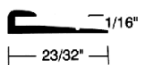
1/8" Coving Cap

	Color	Stock Number	Length	Pack
	Silver	CM 901 MFA	12'	40
	Gold	CM 901 MFB	12'	12

3/32" Coving Cap

	Color	Stock Number	Length	Pack
	Silver	CM 903 MFA	12'	40
	Gold	CM 903 MFB	12'	40

1/16" Cap Molding

	Color	Stock Number	Length	Pack
	Silver	TM 81 MFA	12'	40
	Gold	TM 81 MFB	12'	40


1/16" Reverse Cove 1/S Corner

	Color	Stock Number	Length	Pack
	Silver	TM 91 MFA	12'	40
	Gold	TM 91 MFB	12'	40

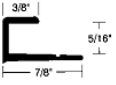
Plain Facing

	Color	Stock Number	Length	Pack
	Silver	TM 23 BA	12'	40

1/4" Cove Cap (Rounded)

	Color	Stock Number	Length	Pack
	Silver	CM 400 HMF	12'	40
	Gold	CM 400 HB	12'	40


5/16" Cove Cap

	Color	Stock Number	Length	Pack
	Silver	CM 402 HMF	12'	40
	Gold	CM 402 HB	12'	40

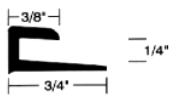
1/4" Coving Cap

	Color	Stock Number	Length	Pack
	Silver	CM 401 BA	12'	40

3/8" Vinyl Carpet Cove Cap (Rounded)


	Color	Stock Number	Length	Pack
	Black, Brown, Gray, Beige	VT 410	12'	20

1/4" Vinyl Carpet Cove Cap


	Color	Stock Number	Length	Pack
	Black, Brown, Gray, Beige	VT 416	12'	50

METAL TRIM


3/4" Deluxe Pin Clampdown

	Color	Stock Number	Length	Pack
	Silver	CM 99 HMF	12'	40
	Gold	CM 99 HB	12'	40
	Nickel	CM 99 HN	12'	24
	Silver Flex	CM 107 HMF FLEX	12'	12
	Gold Flex	CM 107 HB FLEX	12'	12


1/2" Economy Pin Clampdown

	Color	Stock Number	Length	Pack
	Silver	CM 104 HMF	12'	40
	Gold	CM 104 HB	12'	40
	Nickel	CM 104 HN	12'	24
	Silver Flex	CM 106 HMF FLEX	12'	12
	Gold Flex	CM 106 HB FLEX	12'	12


11/16" Blank Clampdown for Tack Strips

	Color	Stock Number	Length	Pack
	Silver	CM 121 HMF	12'	40
	Gold	CM 121 HB	12'	40
	Nickel	CM 121 HN	12'	24


1/2" Standard Pinless Clampdown

	Color	Stock Number	Length	Pack
	Silver	CM 201 HMF	12'	40
	Gold	CM 201 HB	12'	40
	Nickel	CM 201 HN	12'	24
	Silver Flex	CM 205 HMF FLEX	12'	12
	Gold Flex	CM 205 HB FLEX	12'	12

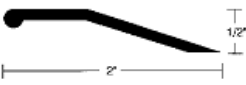
1 1/2" Joiner with Pins

	Color	Stock Number	Length	Pack
	Silver	CM 108 HMF	12'	12
	Gold	CM 108 HB	12'	12


Z-Bar

	Color	Stock Number	Length	Pack
	Silver	CM 501 MF	4'	25


2" Binder Bar

	Color	Stock Number	Length	Pack
	Silver	CM 304 HMF	12'	12
	Gold	CM 304 HB	12'	12

1 1/2" Binder Bar

	Color	Stock Number	Length	Pack
	Silver	CM 302 HMF	12'	40
	Gold	CM 302 HB	12'	40
	Nickel	CM 311 HN	12'	24

1" Binder Bar

	Color	Stock Number	Length	Pack
	Silver	CM 302 HMF	12'	40
	Gold	CM 303 HB	12'	40
	Nickel	CM 313 HN	12'	24

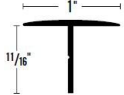
3/4" Binder Bar Overlap Edging

	Color	Stock Number	Length	Pack
	Silver	CM 701 HMF	12'	40
	Gold	CM 701 HB	12'	40

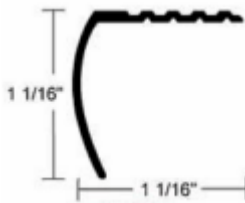
3/4" Seam Binder

	Color	Stock Number	Length	Pack
	Silver	CM 702 MF	12'	40

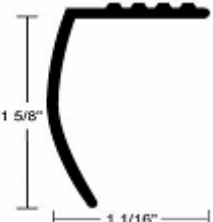
1" Crowned T-Molding

	Color	Stock Number	Length	Pack
	Silver	7395 BA	12'	12
	Brass	7395 BB	12'	12


METAL STAIR NOSING**1 1/16" Stair Nosing**

	Color	Stock Number	Length	Pack
	Silver	CM 601 HMF	12'	40
	Gold	CM 601 HB	12'	40
	Nickel	CM 611 HN	12'	24

1 5/8" Stair Nosing

	Color	Stock Number	Length	Pack
	Silver	CM 605 HMF	12'	12
	Gold	CM 605 HB	12'	12
	Nickel	CM 605 HN	12'	12

2 1/2" Commercial Stair Nosing

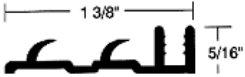
	Color	Stock Number	Length	Pack
	Silver	CM 603 EA	12'	12
	Gold	CM 603 EB	12'	12

3 1/4" Commercial Stair Nosing

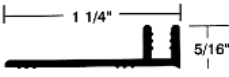
	Color	Stock Number	Length	Pack
	Silver	CM 609 BA	12'	12

SNAP IN DIVIDERS & EDGES

1 3/8" Vinyl Insert Carpet Metal with Pins

	Color	Stock Number	Length	Pack
	N/A	CM 110 MF	12'	40
	N/A	CM 110 MF FLEX	12'	12

1 1/4" Vinyl Insert Pinless Carpet Metal

	Color	Stock Number	Length	Pack
	N/A	CM 210 MF	12'	40
	N/A	CM 210 MF FLEX	12'	12

Flange Track

	Color	Stock Number	Length	Pack
	White	VT 253	12'	20

Channel Extender

	Color	Stock Number	Length	Pack
	Black	VT 255	12'	20

3/4" Snap-in Divider

	Color	Stock Number	Length	Pack
	Black, Brown, Gray, Beige	VT 702	12'	20

1 1/2" Snap-in Divider

	Color	Stock Number	Length	Pack
	Black, Brown, Gray, Beige	VT 703	12'	20


7/8" Snap-in Divider


	Color	Stock Number	Length	Pack
	Black, Brown, Gray, Beige	VT 704	12'	20

1 1/4" Snap-in Divider


	Color	Stock Number	Length	Pack
	Black, Brown, Gray, Beige	VT 705	12'	20

TILE TRIM

	Color	Stock Number	Length	Pack
	Silver	TT 14 EA	8'	12
	Gold	TT 14 BDB	8'	12

	Color	Stock Number	Length	Pack
	Silver	TT 516 EA	8'	12
	Gold	TT 516 BDB	8'	12

	Color	Stock Number	Length	Pack
	Silver	TT 38 EA	8'	12
	Gold	TT 38 BDB	8'	12

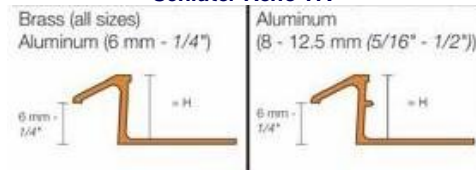
	Color	Stock Number	Length	Pack
	Silver	TT 12 EA	8'	12
	Gold	TT 12 BDB	8'	12

Schluter Schiene



Finish	H = Inches	Stock Number	Length
Satin/Aluminum	5/16	AEU 80	8'
Satin/Aluminum	3/8	AEU 100	8'
Satin/Aluminum	1/2	AEU 125	8'
Bright Brass	5/16	AU 80 AMB	8'
Bright Brass	3/8	AU 100 AMB	8'
Bright Brass	1/2	AU 125 AMB	8'

Schluter Reno TK



Finish	H = Inches	Stock Number	Length
Satin/Aluminum	1/4	AETK 60	8'
Satin/Aluminum	5/16	AETK 80	8'
Satin/Aluminum	3/8	AETK 100	8'
Satin/Aluminum	1/2	AETK 125	8'
Bright Brass	1/4	AMBTk 60	8'
Bright Brass	5/16	AMBTk 80	8'
Bright Brass	3/8	AMBTk 100	8'
Bright Brass	1/2	AMBTk 125	8'

Schluter Reno U

Aluminum, Brass



Finish	H = Inches	Stock Number	Length
Satin/Aluminum	5/16	AEU80	8'
Satin/Aluminum	3/8	AEU100	8'
Satin/Aluminum	1/2	AEU125	8'
Bright Brass	5/16	AU80AMB	8'
Bright Brass	3/8	AU100AMB	8'
Bright Brass	1/2	AU125AMB	8'

VINYL STAIRNOSING

1 7/8" Vinyl Stair Nosing

	Color	Stock Number	Length	Pack
	Black, Brown, Gray, Beige	VT 640	12'	6

1 3/8" Vinyl Stair Nosing

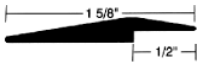
	Color	Stock Number	Length	Pack
	Black, Brown, Gray, Beige	VT 642	12'	12

3" Vinyl Stair Nosing


	Color	Stock Number	Length	Pack
	Black, Brown, Gray, Beige	VT 644	12'	12

VINYL TRIM

Over The Top Resilient Reducer

	Color	Stock Number	Length	Pack
	Black, Brown, Gray, Beige	VT 326	12'	20

Tile & Carpet Joiner

	Color	Stock Number	Length	Pack
	Black, Brown, Gray, Beige	VT 754	12'	20


Carpet Reducer for Glue Down Carpet

	Color	Stock Number	Length	Pack
	Black, Brown, Gray, Beige	VT 320	12'	20


Carpet Reducer for Glue Down Carpet

	Color	Stock Number	Length	Pack
	Black, Brown, Gray, Beige	VT 332	12'	20

1/16" Tile Reducer for Resilient Floor

	Color	Stock Number	Length	Pack
	Black, Brown, Gray, Beige	VT 323	3'	50

3/32" Tile Reducer for Resilient Floor

	Color	Stock Number	Length	Pack
	Black, Brown, Gray, Beige	VT 324	3'	50

1/8" Tile Reducer for Resilient Floor

	Color	Stock Number	Length	Pack
	Black, Brown, Gray, Beige Color	VT 325	3'	50

CARPET TOOLS & ACCESSORIES

No. 520 Swivel Lock Stretcher

The Swivel-Lock Stretcher gives you the benefits of both straight and swivel heads. The head has 60 degrees of free swivel for patterned carpet. Depress the built-in lock pin, and you can lock the swivel in five convenient positions. Lock in the straight position for square stretching, or a 15 degree for most angle stretching. There is even a 30 degree setting for extreme angles found in "L" shaped living/dining rooms. Also features a stretch lock button for partial stretches. Pin depth adjustment bar allows for variable pin depth penetration for different carpet thicknesses. Adjusts with two screws in the pin plate. Comes with Auto-Lok tube and Folding Tail Block. Available in double case model only.



No. 499-500 Power Stretchers

Our fixed head stretcher has the features that you would expect in a more expensive power stretcher. Comes complete with push-button stretch lock, Auto-Lok tube, 3 extension tube sections, 1 transfer tube section, folding tail block and your choice of cases. Adjusts from 37" to 23 ft, and can be lengthened by adding additional extension tubes (No. 502). The No. 500 has an adjusting knob on the top of the power unit with a visual depth setting gauge. Just set the dial to the desired pin depth and you're ready to stretch. No screws or screwdrivers required.



No. 499 Double Case Stretcher

The new Crain double case design includes a head case with wheels and a tube case that hooks onto the head case for easy transport. The cases are easily split apart for carrying upstairs or loading back into the van. Both cases are durably constructed of double high density blow-molded plastic and feature recessed latches and handles that won't break. The custom-fit interior holds all stretcher components as shown.

No. 500 Single Case Stretcher

The Crain single case design now comes with wheels for easy transport. Comes with all power stretcher components shown. The case is blow-molded from high density plastic and features industrial quality double wall construction. Its custom interior holds the Driving Head, Folding Tail Block, Transfer Tube Section, 3 Extension Tubes and one Auto-Lok tube. The single case design saves you money.



514 Mini-Stretcher



Used for stretching in close quarters, restretching, or in rooms where the tail-block can't be braced against an opposite wall. It pulls with the tail blade off the tack strip. Now comes with seam repair attachment and stretch lock which is also helpful for pattern matching. Comes with plastic carrying case.

161 Notched Carpet Spreader



Our notched carpet spreader is made from flexible brushed stainless steel. The blade is flexible enough to be used in tight spaces as a glue spreading trowel tool. The blue plastic handles is ergonomically contoured. Blade width: 12"

162 Plain Carpet Spreader



Our plain spreader is made with thicker 16 gauge plated steel without notches. This creates a better tucking tool that won't bend under load and easily slides at the gully because it won't catch yarns. The black plastic handle is ergonomically contoured. Blade width: 10".

507 Stairway Stretcher



Working from the top of the stairway down, it stretches the carpet fully - with gravity working with you, it's easier! Gives a tighter uniform stretch, without the usual sore knees.

505 Knee Kicker



Has 3 nap grips and 4 rows of 16 total hardened steel pins. Pins are adjustable to 9 different depth settings for various carpets. Internal power rods support the pin plate.

506 Mini Knee Kicker



Has similar features to the No. 505 but has shorter tubes for use in cramped areas like bathrooms, narrow halls and closets. Length closed: 14 1/4" (min.)- length open: 17" (max.)

600 Deluxe Knee Kicker



Our deluxe kicker features a high profile body that more easily spans stretcher tubes, a recessed trigger for length adjustment that's preferred by many installers, a thicker seamless bumper pad and internal power rods to support the pin plate. Length is adjustable with 5 settings from 17 1/2" to 21 1/2". Head includes 3 nap grips and pin plate with 16 hardened steel pins. Pin dial provides 9 pin depths for various carpets. Comes with cap cover. Bumper, nap grips and pins are all replaceable.

612 Knee Kicker



This classic kicker has a recessed trigger for length adjustment in five settings from 17" to 21". Gripping head includes 3 nap grips and pin plate with 16 hardened steel pins. Pin dial provides 9 pin depth adjustments for various carpets. Seamless bumper cushion, nap grips and pin plate are all replaceable. Comes with cap cover.

100 Dream Seam

Helps eliminate peaking, iron tracking and cupping • Self-aligns tape and iron to seam center • Will not stick to pad • Works with any type of hot melt tape or iron • Solid Teflon base gives support for roller or pressing carpet into tape over spongy pads • Reduces operating temperature to eliminate fabric distortion, peaking, iron tracking, cupping, discoloration and secondary delamination • Gives you a higher quality seam in a shorter amount of time • Helps when working over cold floor surfaces • Patented

**365 Row Separator**

A double-ended tool used to spread carpet tufts, with one end used for cut piles and the other for loop pile. Effectively spreads rows for less shearing of nap. Nickel-plated steel.



**435 Flex
Axel Roller**



**436
Straight
Axle Roller**




**437 Big Foot
Roller**



**438 Pro
Roller**

The pivoting action of the Flex Roller pulls seams together while mixing the fibers for less visible seams. NO's 435, 436 and 438 have spiked wheels that press through the pile to seal the carpet's back into the hot melt adhesives.


The NO 437 Bigfoot Roller is made with ribbed rollers, making it especially good for fine-denier Saxony, plush and velvet carpets as it will not snag the yarn or untwist the pile fibers.

**535-536 Carpet Straight Edges**

These straight edges are made from hard extruded anodized aluminum and have a hole at one end for hanging.

535: 36" x 2 1/2" x 3/16"

536: 72" x 2 1/2" x 3/16"

**476 Carpet Tractor**

Made with 3 rows of spaced 1 1/4" dia. spike wheels which flatten seams, reduce seam-peaking and mix fibers for less visible seams. Durable constructed and made in the USA.

**180 Seam Squeezer Set**

These powerful squeezing springs force cushion-back carpets together, producing an improved seam. The gripper pins hold in the nap and maintain an inward squeezing force. The inward pressure can be perfectly regulated as desired. Sold in pairs.

**145 Seam Adhesive Bottle**

Used to seal the edges of carpets before seaming for stretched or glue down jobs. Supplied with a special nozzle and a snap-on cap for storage.

**156 Seam Applicator Bottle**

Delivers the adhesive perfectly, right where it belongs, making a stronger seam. Adjusts to allow for height variations. Complete instructions are printed on each bottle.

**297 Molding Trimmer**

Cuts the proper length of carpet to tuck under vinyl moldings. Cuts straight or contoured edges. Blades cut from the carpet's backing. Comes with free turning tool.

**305 "Z" Bar Trimmer**

Cuts a proper overlap to fit under "Z" Bar. Cuts straight or contoured edges to fit quarry tiles or flat installations. Comes with free turning tool.



**152
4" Wide**



**154
Narrow**



**155
Bent**

Stair Tools

Constructed of tough, durable, alloy steel to withstand hammering. The blades are ground to a perfect taper and won't cut the carpet. Nickel plated

No 152: Wide Stair Tool 4" x 8"

No 154: Narrow Stair Tool 2 7/8" x 8"

No 155: Bent Stair Tool 3 1/2" x 6"

This new tool provides a simple means of stretching stairs and forming carpet around the stair nosing. Hook the claw on the stair and pull the handle down. The pulling action of the gripper teeth stretches the carpet across the stair while the bottom side tucks it up under the stair nose. Recesses in the bottom edge make for easy stapling. The stair claw makes a tough job easier.

518 Stair Claw**192 Turning Tool****195 Carpet Awl**

The bent-leg Turning Tool is used to turn carpet under "Z" Bar and to roll carpet into edge gully. The straight Carpet Awl has a heavy-duty high-carbon steel pointer that extends through the plastic handle for hammering.

**450 Deluxe Strip Cutters**

The new blade stabilizers minimize deflection and provide increased cutting force. The extra long blades will cut a diagonal in regular strip or a straight cut in architectural. The handle features a blade storage area and comes complete with extra blades. Constructed of steel and nickel plated to last a lifetime. Guaranteed 12 months.



570 Clear Can

At last, there is a better nail dispenser! Just squeeze it and the top opens to quickly dispense nails. Release it and it closes tight and won't spill. Sized at 2" in diameter and 6" in length, it easily holds 250 stubby nails. A real time saver

Crain Aluminum Drives



These fasteners are ideal for securing all types of tackless and metal moldings to concrete, terrazzo, marble, slate or ceramic floors. The semi-square body squeezes tight when hammered into a 1/8" drilled hole. The No. 078 oval head is for metal with counter-sunk screw holes.



223 1/8" Solid Carbide Drill Bit

with two usable tips



224 3/16" Solid Carbide Drill Bit

with two usable tips



225 1/8" Hexagon Adaptor

to fit your 1700 to 3500 RPM electric drill



226 3/16" Hexagon Adaptor

to fit your 1700 to 3500 RPM electric drill



130 Staple Hammer

This proven tool is perfectly balanced for pad stapling. The rear-loading staple magazine holds 160 staples. Cleverly constructed with only four moving parts. Built to take a beating.

132 Heavy-Duty Hammer Tacker

Totally new and made by Crain, this tacker has a heavier head and longer handle to deliver greater force. Takes Duo-Fast 7512 or 7516 staples or generics. Driving mechanism is simpler and more durable. Jams are easily cleared without disassembly. Superb value.



147 Edge Binding Stapler

Ideal for binding area rugs or carpet samples. The staple guide adjusts the throat opening or can be removed altogether. The rear-loading magazine holds 150 staples. A well-designed tool, made to last a lifetime.



126 Staple Remover

This heavy-duty tool speeds removal of staples in underlayment or in carpets stapled close to the wall. Constructed of aluminum, with steel staple hook



617 and 618 Staple Saver Box

The No. 617 and No. 618 Staple Saver Box are now a two-piece telescoping square ratchet tube for improved durability. The 617 Holds 5418 Electric Tacker Staples and the No 618 holds 7512 Hammer Tacker Staples. Saving Supplies saves MONEY



2" Blue Masking Tape

For all professional masking needs, 2"BLUE MULTI-PURPOSE TAPE

- Holds carpet pads in place
- Holds sheet vinyl, hardwood or laminate in place
- Offers 14 day UV protection
- Has outstanding durability
- Can be used indoors or outdoors
- Removes cleanly up to 14 days after application



MASKING TAPE

Ideal for bundling, packaging, splicing and light duty temporary masking applications. It has excellent adhesion to:

- Glass • Aluminum
- Steel • Concrete
- Wood • Plaster
- Paper • Plastic Films



DUCT TAPE

Strong, fabric-based, multi-purpose pressure-sensitive adhesive tape. Duct tape has more adhesion for stronger performance, tears easily by hand, conforms excellently to uneven surfaces, has superior thickness and adhesion and is great for general home repairs.



CARPET SHIMS

With CARPET SHIMS and UNIVERSAL SIDE SHIMS you easily eliminate the problem of height differences from carpeted floors to hard surface floors.



No more double tack strips. No more floating floors with fillers. No more building ramps with cardboard or whatever material is available. No need for hard to use "shake shingles". Eliminate the sharp edges of the hard surfaces! No more unsightly hard surface edges. Beautifully finished transition, EVERYTIME! With CARPET SHIMS and UNIVERSAL SIDE SHIMS you simply cut the shim to length, nail, and install the carpet. As simple as 1-2-3.



203 Glue Gun

A heavy-duty, trigger fed glue gun with 80 watts of heavy heating power, complete with an extension nozzle. Users should avoid contact with hot melted glue and keep out of the reach of children.

204 Glue Gun

Special trigger design has a feed control limiter to help stop glue backflow and resulting damage to the gun. The gun will operate on variable voltage, 100-240 volts. Users are cautioned that glue temperatures are very hot and can cause severe burns.



201 10" Glue Sticks - 19 Stick Pack**202 4" Glue Sticks - 24 Stick Pack**

628: 1/14" Replacement Nozzle
629: 1/8" Replacement Nozzle

**174 Instant Repair Tool**

An inexpensive tool for removing stains in carpeting. It has four blades and a pivot pin that cuts a 3" diameter hole. Made of durable aluminum

**Carpet Sewing Threads**

Polypropylene thread is less expensive than linen; however it may stretch, showing more of the seam than linen.

769: Econo Natural Poly
771: Natural Waxed Linen

**760 Sewing Palm**

This hide bound iron thimble palm is for faster sewing.

**Crain Needles**

761: 2 1/8" Long Needle
762: 3" Long Needle

765: 4" Curved Needle

**Open End Thimbles**

Made from nickel-plated brass with coarse grate.

712: Finger, Small #12
713: Finger, Medium #13
714: Finger, Large #14
715: Thumb, #00

**950 Professional Installers Tool Kit**

The installer's tool kit has been designed to incorporate the basic tools that are needed for carpet installation by the professional. The kit saves you money! Included are: 24" tool box, knee kicker, deluxe trimmer, back cutter, strip cutter, knife pouch, chalk box and 8 oz. chalk, seam applicator bottle, razor blade knife, utility knife, molding lifter, 20 oz. hammer, stair tool and duckbill nap shear.

**843 Carpet Clamp**

Makes tearout jobs painless! Usable for carpet or vinyl. The big grip permits two-handed use. Provides leverage and eliminates aching fingers and wrists.

**844 Pulling Clamp**

Efficient design enables pressure to be exerted when pulling up the floor covering. The harder the pull, the tighter it clamps. Spares the user's hands.

**176 Carpet Layer's Miter Box**

Designed for carpet installers, this box is small and compact in size. All needed angles are included. The nickel plated steel saw guides are absolutely accurate and case hardened to prevent wear. Hardwood block bottom allows clean cuts through without dulling the hacksaw. Now equipped with nonslip non-marring pads on bottom.

114 Folding Carpet Cart

This full-sized heavy duty cart supports and carries full or partial rolls, without the bending of the roll which is usual for small carts. The unique design folds to half-size for convenient storage and takes less space on trucks. With 16" pneumatic tires, one man can move heavy rolls over curbs, down steps and across gravel drives. A spring keeps the cart open while in use. Durably constructed. Expanded size: length 40", width 22", height 16" and capacity is 1000 pounds.



HARDWOOD TOOLS & ACCESSORIES

No. 528Q-HIK-C FMM 250Q Tool w/528-167 & Case

The "Quicken" tool has a hand-actuated lever that is used to quickly change accessories. This tool can degROUT ceramic tile without damage to adjacent tile, undercut door jambs and floor moldings, replace a ceramic tile, scrape beneath toe space areas, or sand completely into a corner all by merely changing the accessory.

Features a built-in 4-star mount for positive drive, allowing 12 accessory mounting positions (every 30°). Has 250 watts of power, variable speed (11,000-20,000 oscillations per minute, 3.2° total arc) and a soft-grip handle. Operates on 120V of power through a 16' 18/2 wire rubber cord with a molded plug and is CSA/UL Listed/Double Insulated. One year parts and labor warranty, with an additional two years for registration on-line.

The 528Q-HIK-C includes the following:

Sanding, Plain Pads: No. 528-129 Sanding Pad (1 ea.)

Sanding, Plain Paper: (5 each Grit)

- No. 528-080 40 Grit
- No. 528-081 60 Grit
- No. 528-085 120 Grit

Rasp:

- 528-001 Perforated Carbide Rasp

Sawing:

- No. 528-133 1-3/8" W Standard Blade
- No. 528-134 2-1/2" W Standard Blade
- No. 528-151 1-1/8" W Universal Blade
- No. 528-152 1-3/4" W Universal Blade
- Plastic Carrying Case



No. 528-167 Hardwood Installer Kit "Profikit"

Includes:

Sanding, Plain Pads:

- No. 528-129 Sanding Pad (1 ea.)
- Sanding, Plain Paper (5 each grit):**
- No. 528-081 60 Grit
- No. 528-085 120 Grit

Sawing:

- No. 528-126 1-3/8" W Precision Blade
- No. 528-127 2-1/2" W Precision Blade
- No. 528-151 1-1/8" W Universal Blade

562 Plastic Spacer

Clever new design allows the spacer to maintain the proper size gap, even when the adjacent wall is undercut. The V-shape rests against the face of the laminate plank to prevent the spacer from tipping over. The two ends have different thicknesses to accommodate various laminate manufacturers specifications.



SURESHOT 1848F

Features & Benefits:

Patent Pending - infinite depth adjustment with tool free adjustability that easily adapts from 1/4" to 5/8". Double length magazine allows for less reloading and more productivity. Industrial strength tool designed to handle the toughest jobs. Rubber cushion eliminates scuffs on walls and the floor.

Fastener Range: 1/2" to 1-1/2" - Wire Gauge: 18

Wire Size: .047" - Crown Width: 1/4" - Load Capacity: 180

Application: Engineered Wood Floor Installation

Stocked Fasteners:

- DF1820CGR - 5/8" Chisel Point / 5000 per box
- DF1824CGR - 3/4" Chisel Point / 5000 per box
- DF1828CGR - 7/8" Chisel Point / 5000 per box
- DF1832CGR - 1" Chisel Point / 5000 per box
- DF1836CGR - 1 1/8" Chisel Point / 5000 per box
- DF1840CGR - 1 1/4" Chisel Point / 5000 per box
- DF1848CXGR - 1 1/2" Chisel Point / 5000 per box



FLOOR MASTER 200S

Features & Benefits:

Powerful, drives into hard exotic woods with ease. Detachable handle with ergonomic grips for comfort and productivity.

Reload Indicator that eliminates blank firing and damage to tongue.

Fastener Range: 1-1/2" to 2"
- Wire Gauge: 15 - Crown Width: 1/2"

Load Capacity: 98

Application: Solid Hardwood Floor Installation

Stocked Fasteners:

- DF15 - 1-1/2": 5000 per box
- DF15 - 1-3/4": 5000 per box
- DF15 - 2": 5000 per box



560 "Knuckle Head" Pull Bar

This new pull bar features a boxed "knuckle" hammering head that is welded to the body. The width has been increased to reduce body bending. The length is increased for more working room at the wall. This bar is built to last even after the heaviest hammering.



151 White Rubber Mallet

Perfect for knocking down metal moldings and installation of laminate/hardwood plank. Non marring.





563 Tapping Block

Made of black plastic 3"x7"x3/4", with female grooves on one side and one end to mate with plank tongues. Used to fit tongue and groove joints in laminate/hardwood planks. Large plastic handle for quick and easy placement.



564 Variable Wall Spacer

Improved with wider, heavier base and larger ergonomic twist-knob that will accept an Allen wrench on the back side. Use to space planks from wall or clamp and press the butt joints.



565 18" Strap Clamp

Clamps and holds laminate/hardwood planks across widths up to 18'. Nylon strap coils inside the housing. No more straps all over the floor in the way of your work. New extra-long base will work under toe spaces. A real time-saving design.



566 Floor Vise

New, improved and manufactured by Crain. Features fast lever-based activation and deep draw suction cup for superior holding force. Attaches to face of laminate planks for hook-ups to clamps, allowing user to clamp in any direction or from anywhere in the room



569 Strap Extension

Features an 18" long strap with a standard wall hook on one end and a coupler plate on the other. Metal surfaces have felt pads to prevent scratching. Works with other popular strap clamps.

592 Ratchet Spacer (2)
These powerful spacers can easily reposition several rows of planks. All steel ratchet mechanism with heavy duty felt pads for floor and wall.



585 Laminate Cutter

A fast and powerful cutter for square end cuts. The long curved cutting edge sharply breaks the plank with massive, highly concentrated pressure. Cuts planks up to 8" wide and .40" thick, without damaging the face. Eliminates dust and expensive saw blades! Includes plank support. These cutters will not make diagonal cuts.



685 Mega Laminate Cutter

The larger Mega Laminate Cutter can cut either 8" or 11" planks with its adjustable platform and larger lever arm. Also comes with a galvanized metal tray to catch dust and splinters. These cutters will not make diagonal cuts.



TILE TOOLS & ACCESSORIES



No. 018 Tile Dolly

This tile dolly has a rugged 11"x16" deck and five heavy-duty casters. rolls and turns easily with up to five boxes of tile or approx. 300 lbs. The solid plastic wheels are attached to hardened swivel bracketry tough enough to withstand drops from tile boxes. Ergonomic handle extends beyond the box platform area for pulling. An excellent value.



No. 056 Tile Polishing Brush

Clean tile in seconds with this specially designed re-usable brush. Sponge down your tile and let the film dry. Just brush over the tile and let the brush clean and polish the tile. This replaces the cheesecloth rag method.



No. 117 2-1/2" Jiffler Mixer

Jiffler Mixers are good for mixing thinset mortar, grout, and other powdered materials.

The unique four-way counteraction gives fast and complete dispersion with no splash and with no air or lumps in the mix. Upper wheels pull down, lower wheel cuts up—the holes and slots screen out the lumps. All mixers have vertically adjustable wheels and are made from corrosion resistant plated steel.

No. 121 3-1/2" Jiffler Mixer

Jiffler Mixers are good for mixing thinset mortar, grout, and other powdered materials. The unique four-way counteraction gives fast and complete dispersion with no splash and with no air or lumps in the mix. Upper wheels pull down, lower wheel cuts up—the holes and slots screen out the lumps. All mixers have vertically adjustable wheels and are made from corrosion resistant plated steel. The 3/8" diameter shaft of the Nos. 121, 130 and 140 Mixers has three equally spaced flats on the end to prevent slipping in the drill chuck.



No. 130 5" Jiffler Mixer

Jiffler Mixers are good for mixing thinset mortar, grout, and other powdered materials. The unique four-way counteraction gives fast and complete dispersion with no splash and with no air or lumps in the mix. Upper wheels pull down, lower wheel cuts up—the holes and slots screen out the lumps. All mixers have vertically adjustable wheels and are made from corrosion resistant plated steel. The 3/8" diameter shaft of the Nos. 121, 130 and 140 Mixers has three equally spaced flats on the end to prevent slipping in the drill chuck.



No. 140 5" Jiffler Mixer

Jiffler Mixers are good for mixing thinset mortar, grout, and other powdered materials. The unique four-way counteraction gives fast and complete dispersion with no splash and with no air or lumps in the mix. Upper wheels pull down, lower wheel cuts up—the holes and slots screen out the lumps. All mixers have vertically adjustable wheels and are made from corrosion resistant plated steel. The 3/8" diameter shaft of the Nos. 121, 130 and 140 Mixers has three equally spaced flats on the end to prevent slipping in the drill chuck.





No. 60X Chapman Style Mixer

These mixers feature an action that mixes all kinds of materials without introducing air into the mix. This action forces material

downward and outward and creates a perfect vortex for efficient operation. The bottom bar keeps material from sticking to the bottom and sides of the mixing container. Materials are easily mixed to an even consistency, without any dry pockets. Welded steel construction and plated for rust protection.

Mixing Blade Diameter: 5-5/8" - Shaft Diameter: 3/8" hex - Shaft Length: 21"

No. 100X Chapman Style Mixer

These mixers feature an action that mixes all kinds of materials without introducing air into the mix. This action forces material


downward and outward and creates a perfect vortex for efficient operation. The bottom bar keeps material from sticking to the bottom and sides of the mixing container. Materials are easily mixed to an even consistency, without any dry pockets. Welded steel construction and plated for rust protection. Mixing Blade Diameter: 8-5/8" - Shaft Diameter: 7/16" hex Shaft Length: 30"



No. MM30 Mixer

For thinset mortar, grout and other powdered materials, this 30" overall length mixer can be used without stooping. Has sturdy all steel welded

construction and is plated for rust protection. The stiff, solid 7/16" hexagonal steel shaft won't bend from use in heavy mixes, nor slip in the drill chuck. Frame is 8-1/4" wide x 4-1/4" high, and blades are shaped to mix in an inside out pattern. This reduces air in the mix to a minimum. Weighs 2-1/4 lbs.



No. 1-1 Parrot Beak Nippers

This 7-3/4" long specialty nippers is used to enlarge existing holes in ceramic tile from inside the hole without the use of a hole saw. Has a carbide tipped upper jaw with a steel anvil lower jaw and spring opening action. Forged steel handles have plastic coated grips.



No. 2-1 Ceramic Tile Nippers *Ishii Tile Nippers*

This 8" long nippers has the popular offset side biter style jaws. The 5/8" straight jaws are carbide tipped. Forged steel handles have plastic coated grips, handle stops and coil spring reopening action.



No. 3-1 Ceramic Tile Nippers *Ishii Tile Nippers*

This 8" long nippers has the popular offset side biter style jaws and handle shape preferred by many tile setters. The 5/8" straight jaws are carbide tipped. Forged steel handles have plastic coated grips, handle stops and spring opening action



No. 5-1 Quarry Tile Nippers *Ishii Tile Nippers*

This 10" nippers is designed for easy working with hard and thick materials. The 5/8" centered style jaws are carbide tipped with one straight jaw and the other convex shaped to reduce biting force. Forged steel handles have plastic coated grips, handle stops and coil spring opening action.



No. 40 Ceramic Tile Nippers *Superior Tile Cutter® Nippers*

These nippers are 8" long, have carbide tipped jaws, handle stops, plastic handle grips and convenient coil spring reopening action. Same as No. 80, but with 1/2" jaws.



No. 80 Ceramic Tile Nippers *Superior Tile Cutter® Nippers*

These nippers are 8" long, have carbide tipped jaws, handle stops, plastic handle grips and convenient coil spring reopening action. Has offset 'side biter' 5/8" straight jaws.



No. 85C Ceramic Tile Nippers *Superior Tile Cutter® Nippers*

These nippers are 8" long, have carbide tipped jaws, handle stops, plastic handle grips and convenient coil spring reopening action. Has centered 5/8" jaws. One jaw is convex shaped to reduce biting force needed when cutting harder tiles. The other jaw is straight.



No. 2150SS Water Heater

Will heat one gallon of room temperature water to 90°F in approximately 10 minutes. Draws 10 Amps, has 1,150 watts of power and operates on 120V through a 5' 18/3 wire grounding type cord with a molded plug. Includes a 60 day limited warranty from manufacturing defects. Operation in anything but clean, clear water, or above maximum water level, constitutes misuse, and voids the warranty. Maximum water level is 5-1/2". U.L. Listed.



No. 742G Bucket Heater

Will heat one gallon of water from 60°F to 130°F in approximately 10 minutes and can heat water to over 180°F. Designed for use in a 5 gallon plastic or metal bucket. Has a stainless steel guard and an automatic safety switch. The heater has 1000 watts of power and operates on 120V with a 6' 18/3 wire grounding type cord with a molded plug. Includes a one year warranty against manufacturing defects. Maximum water level is 14-1/2" C-UL Listed.



No. 437-01 Hydra Sponge

This sponge is made to the same specifications as our Hydra sponges. Each sponge is also slit into 1" squares, 3/4" deep to present more sponge edges for better grout removal. Designed for use with the No. 437-02 Sponge Holder. Sponge measures 5" wide x 11" long x 1" high.



No. 437-02 Sponge Holder

This hand block holder has a plastic grout float style handle with gripper hooks to hold the No. 437-01 Sponge or similar sponges.





No. 921 Grout Cleaning System

This grout cleaning system permits faster and easier grout cleanup of floors and walls compared to other methods. To use, fill the tub with water to about 3/4" above the rinse grate.

Attach a No. 437-01 Sponge to the No. 437-02 Holder, and wet the sponge by pressing over the rinse grate. Remove excess water by moving the sponge over the rollers. Now, you are ready to clean tile. Rinse and wet the sponge as needed. These systems work so well because the tub acts as a settling tank for the removed grout, keeping the sponge cleaner than the usual method of hand rinsing the sponge in a bucket. The holder also helps keep your hands dry and out of the water. Sponge attaches securely to the holder as the 'loop' backing of the sponge grabs the 'hook' backing the holder allowing for easier sponge changing.

Tub moves easily on four dual wheel swivel casters with two having brakes for greater stability. The soft touch handle allows for easy one handed carrying. Has a plastic rinse grate and two plastic rollers mounted on a stainless steel roller frame. Supplied complete with a 6 gallon tub with a corner pour spout, casters, No. 437-02 Sponge Holder and two each No. 437-01 Sponge. Tub with casters measures 10-3/4" wide x 19" long x 12-3/4" high. Weighs 6 lbs.



These are the Hydra brand sponge - the original small pored hydrophilic grout sponge!

Hydra Sponge



This American made fine pore hydra sponge is one of the denser sponges on the market, domestic or import. These top quality sponges have all the advantages of the best natural sponges but last much longer. and are super absorbent.

Orange/Black Epoxy Sponge



If you are still using scrubbie pads or doodle bugs for epoxy grout, listen up: 1 of these Epoxy sponges will last as long as 10-12 scrubbie pads at a fraction of the cost. Try them once and you will never use scrubbie pads on epoxy grout again.



White Epoxy Sponge

A scrubbing sponge used to clean and remove grout and grout haze.



Doodle Bugs

Clean all types of grout & epoxy films. Clean tile without damaging the grout joint. Grippers attach pads to plastic holder. Pull pads off & rinse in water to clean. Use to clean pools-shower areas

No. 6473 Doodlebug Handle

For use with Doodlebugs, this sturdy holder is mad of plastic and has special grippers that attach to the cleaning pad.



Plastic Pails & Lids

Available in: 1 gallon, 2 gallon, 3.5 gallon and 5 gallon.

No. 442 Grout Getter

A versatile tool used to remove sanded or unsanded grout, knock down thinset before grouting or scrape thinset from tile. Supplied with a durable triangular shaped solid carbide tip. Tool is 9-1/2" long.



No. 353 Carbide Grout Saw



This handy little tool will save you time and clean-up taking out old hardened grout. The sharp-pointed, carbide-coated blade cuts and gouges out old grout in a hurry.

No. GS50 Grout Saw

Used for removing ceramic wall tile grout, this saw features a replaceable 2" long blade that is tipped with tungsten carbide grit for fast cutting and long life. For wider joints, two blades can be mounted on either side of the handle. Plastic handle tool is 7" long.



No. DUR-250 2" x 50' Cement Board Tape

No. DUR-2250 2" x 250' Cement Board Tape. This glass fiber, pressure sensitive adhesive interior tape reinforces cement board joints to provide a strong, continuous surface in applications over walls, floors and counter tops. Is alkali resistant.



No. 518 Grout Bag with Soft Plastic Tip

This bag has a dipped vinyl tip and is made from reinforced polyvinyl plastic. Has a smooth plastic inside and measures 12" wide x 22" long.



No. GSA-2 Grout Sealer Roller Bottle

This applicator is supplied with two rollers to apply silicone, acrylic, latex and water based sealers and colorants. Rollers are 1" diameter x 1/8" wide and 1/4" wide and are made from absorbent hard plastic. Threaded applicator cap mounts on a 12 oz.. bottle. Printed with usage instructions. Supplied empty.



No. EZS-1 EZSeal Grout Sealer Applicator

This applicator uses a brush tip on a threaded cap to spread silicone, acrylic, latex and water based sealers and colorants. Has a twist open cap for easy flow control. Plastic bottle has a 4 oz.. capacity. Printed with usage instructions. Supplied empty with a clear plastic snap-on cap for storage.

Barwalt Spacer Chaser



This spacer removal tool has an exclusive fulcrum action that allows for quick spacer removal without damaging the tile before grouting. No. 84000 Spacer Chaser™ - No. 84441 Replacement Hook

Tavy Tile Spacers

Each TAVY Tile Spacer is a two-sided spacer. One side is a Cross Edge spacer for use at the intersection of four tiles. The other side is a Straight Edge spacer for use between two tiles. The Straight Edge side is often mistaken as a handle for easy placement. However, the Straight Edge is a fully functional spacer of the same grout line dimension as the Cross Edge spacer.



No. TTS-14 1/4" Orange Spacers

No. TTS-18 1/8" White Spacers

No. TTS-38 3/8" Gray Spacers

No. TTS-116 1/16" Green Spacers

No. TTS-132 1/32" Yellow Spacers

No. TTS-316 3/16" Blue Spacers

No. TTS-332 3/32" Purple Spacers

The Original Precision Tile Spacer™ Line From Barwalt



After all these years we still make the best spacer on the market! Others claim they do but we always have! These are the original rubber flex spacers that ensure the professional tile setter an accurate installation every time. We carry more sizes than anyone! All sizes are available in both bags and boxes. Spacers must be removed before grouting)

Item #	Item Description
10000	1/16 (+) Bag - 300 Pieces
10010	3/32 (+) Bag - 250 Pieces
10020	1/8 (+) Bag - 200 Pieces
10030	3/16 (+) Bag - 150 Pieces
10040	1/4 (+) Bag - 100 Pieces
10050	3/8 (+) Bag - 50 Pieces
10060	1/2 (+) Bag - 35 Pieces
10120	1/8 (T) Bag - 200 Pieces
10130	3/16 (T) Bag - 150 Pieces
10140	1/4 (T) Bag - 100 Pieces
10150	3/8 (T) Bag - 50 Pieces
10160	1/2 (T) Bag - 35 Pieces
10220	1/8 (Y) Bag - 200 Pieces
10240	1/4 (Y) Bag - 100 Pieces
10250	3/8 (Y) Bag - 50 Pieces
11000	1/16 (+) Box - 3000 Pieces
11010	3/32 (+) Box - 2000 Pieces
11020	1/8 (+) Box - 1600 Pieces
11030	3/16 (+) Box - 850 Pieces
11040	1/4 (+) Box - 550 Pieces
11050	3/8 (+) Box - 300 Pieces
11060	1/2 (+) Box - 175 Pieces

Barwalt Hollow Leave-In Spacers

The first industry approved Hollow Spacer to be left in! Years of research led to a spacer that would react like a rubber spacer but be hollow, thus allowing it to stay in the joint and be grouted over. Now the installer can grout a day earlier and not have to come back to remove the spacers before grouting. The Hollow Spacers will adjust on 10% and not compress further and these spacers are longer to handle the radius corner tiles.



- 16000 Granite 1/16" + spacer* (500)
- 16020 Hollow 1/8" + spacer (500)
- 16030 Hollow 3/16" + spacer (500)
- 16040 Hollow 1/4" + spacer (400)
- 16050 Hollow 3/8" + spacer (300)
- 16060 Hollow 1/2" + spacer (200)
- 16120 Hollow 1/8" T spacer (500)
- 16130 Hollow 3/16" T spacer (500)
- 16140 Hollow 1/4" T spacer (500)

*The 1/16" spacer is not hollow and therefore must be removed

Barwalt Tile Wedges

All of our wedges have a gripper built into the design which makes removal easier. Wedges are a great tool for leveling the first row of tile on a tub or straightening rows as they stack up as a wall. We have three different sizes for all your needs.

Our Super Wedge handles the jobs where the joints are larger and the Gripper Wedge, which has less incline and is narrower, will get into those tight spots. If the Gripper Wedge bottoms out before opening the joint wide enough, just snip off the end and the wedge will be larger.

- 10370 Regular Wedges - Bag - (100)
- 12370 Regular Wedges - Jar - (450)
- 10380 Super Wedges - Bag - (25)
- 12380 Super Wedges - Jar - (75)
- 16370 Gripper Wedges - Jar - (550)

No. PTC-CBMB-14 1/4" PTC Carbide Bit



For drilling screw anchor holes for shower doors, towel bars and other fixtures. The 1/4" PTC Carbide Bit can also be used to drill a pilot hole using the No. PTC-WFA-LDC Water Feed Arbor and PTC Large Diameter Diamond Crowns. The PTC-CBMB Series contains one each PTC carbide bit and one each masonry bit of the same size. *Masonry Bit is not included.*

Special carbide tip ensures accurate holes and virtually eliminates drill bit wander. Life expectancy of the PTC Carbide Bits in Porcelain tile is 30-40 holes with proper usage. When product life is exhausted in porcelain, the PTC Carbide Bit can be used in softer grade materials. The No. PTC-WFC Water Feed Clamp Kit provides the necessary supply of pressurized water for swarf (tile debris) removal and tool cooling. Holes can be drilled in as little as 20 seconds.

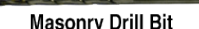
The PTC Carbide Bits are designed for use in tile only. If drilling in installed tiles, use the correct size masonry bit for drilling the substrate behind the tile. **CAUTION: Must use a constant supply of pressurized water, 700-900 rpm drill speed and rotary action only.** Maximum depth of cut is 1/2".

CAUTION: When drilling you must use:

- Constant supply of cool clean water
- 700-900 rpm drill speed
- Rotary action only



PTC1 Carbide Bit

Masonry Drill Bit
(for through drilling)

No. PTC-CBMB-316 3/16" PTC Carbide Bit

For drilling screw anchor holes for shower doors, towel bars and other fixtures. The 1/4" PTC Carbide Bit can also be used to drill a pilot hole using the No. PTC-WFA-LDC Water Feed Arbor and PTC Large Diameter Diamond Crowns. The PTC-CBMB Series contains one each PTC carbide bit and one each masonry bit of the same size. *Masonry Bit is not included.*

Special carbide tip ensures accurate holes and virtually eliminates drill bit wander.

Life expectancy of the PTC Carbide Bits in Porcelain tile is 30-40 holes with proper usage. When product life is exhausted in porcelain, the PTC Carbide Bit can be used in softer grade materials. The No. PTC-WFC Water Feed Clamp Kit provides the necessary supply of pressurized water for swarf (tile debris) removal and tool cooling. Holes can be drilled in as little as 20 seconds.

The PTC Carbide Bits are designed for use in tile only. If drilling in installed tiles, use the correct size masonry bit for drilling the substrate behind the tile.

CAUTION: *Must use a constant supply of pressurized water, 700-900 rpm drill speed and rotary action only. Maximum depth of cut is 1/2".*

CAUTION: When drilling you must use:

- Constant supply of cool clean water
- 700-900 rpm drill speed
- Rotary action only



PTC1 Carbide Bit

Masonry Drill Bit
(for through drilling)

No. PTC-CBMB-516 5/16" Carbide Bit & Masonry Bit

For drilling screw anchor holes for shower doors, towel bars and other fixtures. The 1/4" PTC Carbide Bit can also be used to drill a pilot hole using the No. PTC-WFA-LDC Water Feed Arbor and PTC Large Diameter Diamond Crowns. The PTC-CBMB Series contains one each PTC carbide bit and one each masonry bit of the same size. *Masonry Bit is not included.*

Special carbide tip ensures accurate holes and virtually eliminates drill bit wander. Life expectancy of the PTC Carbide Bits in Porcelain tile is 30-40 holes with proper usage. When product life is exhausted in porcelain, the PTC Carbide Bit can be used in softer grade materials. The No. PTC-WFC Water Feed Clamp Kit provides the necessary supply of pressurized water for swarf (tile debris) removal and tool cooling. Holes can be drilled in as little as 20 seconds.

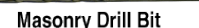
The PTC Carbide Bits are designed for use in tile only. If drilling in installed tiles, use the correct size masonry bit for drilling the substrate behind the tile. **CAUTION:** *Must use a constant supply of pressurized water, 700-900 rpm drill speed and rotary action only. Maximum depth of cut is 1/2".*

CAUTION: When drilling you must use:

- Constant supply of cool clean water
- 700-900 rpm drill speed
- Rotary action only



PTC1 Carbide Bit

Masonry Drill Bit
(for through drilling)

No. PTC-CBMB-932 9/32" Carbide Bit

For drilling screw anchor holes for shower doors, towel bars and other fixtures. The 1/4" PTC Carbide Bit can also be used to drill a pilot hole using the No. PTC-WFA-LDC Water Feed Arbor and PTC Large Diameter Diamond Crowns. The PTC-CBMB Series contains one each PTC carbide bit and one each masonry bit of the same size. *Masonry Bit is not included.*

Special carbide tip ensures accurate holes and virtually eliminates drill bit wander. Life expectancy of the PTC Carbide Bits in Porcelain tile is 30-40 holes with proper usage. When product life is exhausted in porcelain, the PTC Carbide Bit can be used in softer grade materials. The No. PTC-WFC Water Feed Clamp Kit provides the necessary supply of pressurized water for swarf (tile debris) removal and tool cooling. Holes can be drilled in as little as 20 seconds.

The PTC Carbide Bits are designed for use in tile only. If drilling in installed tiles, use the correct size masonry bit for drilling the substrate behind the tile. **CAUTION:** *Must use a constant supply of pressurized water, 700-900 rpm drill speed and rotary action only. Maximum depth of cut is 1/2".*

CAUTION: When drilling you must use:

- Constant supply of cool clean water
- 700-900 rpm drill speed
- Rotary action only

TILE BLADES & HOLE SAWS



MJ-190


Dry Turbo Tile Blade

Cutting for Granite/Porcelain/Hard Tile

Dry/Wet Cutting

Thin turbo pre-cast flange cutter

Item #	Description
190-010	10"x7.00mmWx1.6mmTx5/8"H



MJ200 SP

Supreme Wet Cutting Diamond Tile Blade
Cutting for Granite/Porcelain/Hard Tile

Wet Cutting Only

7 mm Height

Item #	Description
200070	7"x067mmWx5/8"H
200080	8"x7.0mmWx1.6mmTx5/8"H
200100	10"x7.0mmWx1.6mmTx5/8"H

MJ210 E

Wet Cutting Diamond Tile Blade

Cutting for Granite/Porcelain Tile

Wet Cutting Only

5.5 mm Height

Item #	Description
210010	10"x5.5mmWx1.6mmTx5/8"H



MJ220 M

Premium Wet Cutting Diamond Tile Blade

Cutting for Granite/Porcelain/Hard Tile

Wet Cutting ONLY

7mm Height

Item #	Description
220008	8"x7.0mmWx1.6mmTx5/8"H



MJ230 H

Premium Wet Cutting Diamond
Tile Blade
Cutting for Granite/Porcelain/Hard
Tile
Wet cutting Only
7 mm Height



Item #	Description
230006	6"x10mmWx2.0mmTx5/8"H
230008	8"x10.0mmWx2.0mmTx5/8"H
230010	10"x10.0mmWx2.0mmTx5/8"H

MJ260

Premium "J" Slot Wet Rim Tile
Blade
Cutting for Granite/Quartz/Hard Tile
Wet Cutting Only



Item #	Description
260070	7"x5.5Wx1.6Tx5/8"H
260080	8"x5.5Wx1.6Tx5/8"H
260100	10"x5.5Wx1.6Tx5/8"H


**MJ520**

Premium Dry Cutting Diamond Tile Blade
Cutting for Granite/Porcelain/Hard Tile
Dry Cutting Only

Item #	Description
520400	4"x5.5Wx1.6Tx7/8"-20mm-5/8"H
520450	4.5"x5.5Wx1.6Tx7/8"-20mm-5/8"H

MJ600

Professional Dry Turbo Blade
Cutting for Granite/Hard Tile
Dry Cutting Only
Side Protection



Item #	Description
600450	4.5"x7.0mmWx2.2mmTx7/8"-20mm-5/8:H
600700	7"x7.0mmWx2.4mmTx7/8"-DM-5/8"H

**Carbide Hole Saw**

Carbide tipped hole saws can be used with either the No. 15925 Rubi Drill, or the No. 04992 Central Drilling Attachment, on soft body ceramic tiles.

Item #	Description
04960	27 mm (1 1/16")
04962	35 mm (1 3/8")
04964	45 mm (1 13/16")
04966	65mm (2 9/16")
04967	70mm (2 3/4")
04968	85 mm (3 11-32")

**MJ400**

Diamond Hole Saw
Drilling in soft ceramic tile and soft marble tile

Item #	Description
401000	1" with 3/8" Shank
401250	1 1/4" with 3/8" Shank
401375	1 3/8" with 3/8" Shank
401500	1 1/2" with 3/8" Shank
401750	1 3/4" with 3/8" Shank
402000	2" with 3/8" Shank
402250	2 1/4" with 3/8" Shank
402500	2 1/2" with 3/8" Shank
402750	2 3/4" with 3/8" Shank
403000	3" with 3/8" Shank

**MJ560**

Dry Segmented Core Bit
Core Drilling for Granit and Porcelain
Max RMP 10,000

Item #	Description
561375	1 3/8"x70mmLx5/8"mm unc threaded

**MJ580**

Wet cutting & segment type with 1/2" Shaft

Item #	Description
581250	1 1/4" x4"Lx1/2" Shaft
581375	1 3/8"x4"Lx1/2" Shaft
581500	1 1/2"x4"Lx1/2" Shaft

**MJ590**

Segment type with 5/8" - 11 unc

Item #	Description
591375	38/"x4"Lx5/8"-11Thread
591500	1 1/2"x4"Lx5/8"-11Thread
594000	4"x4"Lx5/8"-11Thread
594250	4 1/4"x4"Lx5/8"-11Thread

MJ620

Premium Dry Diamond Turbo Blade
Cutting for Granite/Hard Tile
Dry/Wet Cutting



Item #	Description
620400	4"x7.00mmWx2.2mmTx7/8"-20mm-5/8"H
620450	4.5"x7.0mmWx2.2mmTx7/8"-20mm-5/8"H

**No. 356 Carbide Hole Saw**

The tungsten carbide-tipped hole saw is a great performer. Now you can cut clean holes fast for faucet and shower-head pipes. The tungsten carbide edges cut a 1 3/8" hole. The replaceable 1/4" masonry bit allows the cutter to hold a beautiful circle cut and spring within the cutter ejects the piece cut out. An excellent tool that works well on both ceramic and soft-bodied quarry tile.

**DeWalt DW4761**

10" Ceramic Wet Tile Diamond Blade 61
Dw4761 10in. Tile Blade, Extended performance diamond matrix, Provides long life & enhance material cutting, Continuous rim design provides chip free-cutting in all types of tile

DeWalt DW4762 – 10" Premium Porcelain Tile Blade

The DeWalt DW4762 is a 10 x .060 Wet Porcelain Tile Blade. The tile saw blade is used to produce chip-free, clean cuts on a variety of hard, ceramic materials. The diamond matrix is designed specifically for wet applications as on a tile saw. DeWalt ceramic tile blade is designed with an optimized cutting matrix. The high diamond concentration provides for a faster cut rate while the high quality of the diamonds provides longer blade life. The consistent diamond distribution and concentration provide high performance. A high quality steel core reduces distortion at high operating temperatures and also reduces the vibration

Felker K-2020

Series 621688 10 x .065 x 5/8
Tile Saw Diamond Blade

For longer life on soft to medium hard ceramic tile and marble.

**DeWalt DW4763 10" x .060" Premium XP2 Tile Saw Blade Wet**

Extended performance diamond matrix provides long life and enhanced material cutting. Continuous rim design provides chip free cutting in all types of tile. XP2 blades designed specifically for high power tile saws for quick, free, low heat, and straight cutting. XP2 blades with laser cut expansion slots eliminate blade warping due to heat build-up. Premium XP2 cutting matrix means XP2 gives two times the life of standard blades. Recommended for Porcelain.

Felker FV-C Diamond Blades

Continuous rim dry cutting blades for ceramic tile.
Fast cutting speed with smooth cuts
Minimal to zero chipping
7/8" -5/8" or 20 mm arbor

**Felker GB-10 Glass Diamond Blade**

- Size - Inches (mm): 10 (254) x .085 x 5/8
- Item No. 542776633
- Continuous Rim
- Wet Cutting Only
- For use with Tile Saws


**FELKER K-1000 Diamond Tile Blade**

Premium .275" Rim Height, 10"

A general purpose, fast cutting diamond blade for soft to medium hard ceramic tile and marble. Wet-Cutting. .275" Rim Height. .065 x 5/8 Arbor Size

**Felker TM-7 Diamond Blade**

Long life blade for chip-free cutting of granite, marble and other stone material. Thin rim for precision cuts. Super Premium quality. Wet cutting. Wet-Cutting. .375" Rim Height. .065 x 5/8

**Felker TM-2 Blade**

Super Premium soft to hard ceramic tile, marble, slate, blue stone and limestone. Wide application range from soft to hard ceramic tile, marble, slate, blue stone and limestone. Fast cutting, long life.

**No. 15925 Rubi Drill**

Rubi® Hole Saw Systems

For use with the Rubi TS and TR series cutters. (Also for Rubi TF, TM and TX series cutters.) Allows easier hole drilling as cutter provides a solid base and keeps tile from moving. Supplied with a No. 04960 27 mm (1-1/16") Hole Saw.

**SANDING & PROFILING****Wet Diamond Polishing Discs****MJ-100 W**

Wet Polishing for Granite & Porcelain
Description


Item #	Description
100050	4"x2.5mmT #50 Dark Blue
100100	4"x2.5mmT #100 Yellow
100200	4"x2.5mmT #200 Orange
100400	4"x2.5mmT #400 Red
100800	4"x2.5mmT #800 Green
101500	4"x2.5mmT #1500 Light Green
110000	4"x3.0mmT Black Buff
100000	4"x3.0mmT White Buff

Dry Diamond Polishing Discs**MJ-120 D**

Dry Polishing for Granite/Porcelain
Description

Item #	Description
120050	4" #50 Blue
120100	4" #100 Yellow
120200	4" #200 Orange
120400	4" #400 Red
120800	4" #800 Green
121500	4" #1500 Light Green
123000	4" #3000 Brown
120000	4" Black Buff
129000	4" White Buff

4" Silicon Carbide Sanding Disc

**MJ-830**

Dry/Wet Velcro Type

Stone: marble, granite, non ferrous metals, engineered stone

Item #	Description
830000	4" Velcro Silicon Carbide Sanding Disc Assortment
830080	4" 80 Grit Velcro Silicon Carbide Sanding Disc
830120	4" 120 Grit Velcro Silicon Carbide Sanding Disc
830220	4" 220 Grit Velcro Silicon Carbide Sanding Disc
830320	4" 320 Grit Velcro Silicon Carbide Sanding Disc
830400	4" 400 Grit Velcro Silicon Carbide Sanding Disc
830500	4" 500 Grit Velcro Silicon Carbide Sanding Disc
830600	4" 600 Grit Velcro Silicon Carbide Sanding Disc
830800	4" 800 Grit Velcro Silicon Carbide Sanding Disc
831000	4" 1000 Grit Velcro Silicon Carbide Sanding Disc
831200	4" 1200 Grit Velcro Silicon Carbide Sanding Disc

Rubber Backer Pad



Soft/hard Flex Type Super Flex Type

MJ-700

For use with diamond discs, sandpaper discs and felt wheels.
Flexible rubber pads for contours, edges, bull noses and surfaces.
Rigid pads for straight edges. Aluminum pads for reduced distortion
on straight edges. Maximum speed: 6,000 RPM.

Item #	Description
700040	4" Hard Type with 5/8" – 11 unc Threaded
700400	4" Soft Type with 5/8" – 11 unc Threaded

Vacuum Brazed Diamond Profile

MJ-490

Wet Profiling for Granite, Marble and Limestone

Item #	Description
490038	Diameter 3 1/2", 3/8" R x 5/8" - 11



Diamond Segmented Cup Wheel

MJ-550

Dry/Wet Grinding, can be used on concrete



Item #	Description
550400	4" Dry Diamond Single Rim
550450	4.5" Dry diamond Single Rim

Wet Diamond Profile Wheel

MJ-680

Shaping for Granite/Porcelain Tile



Item #	Description
680612	6"x1/2" Radius x 5/8" H Clear
680812	8"x1/2" Radius x 5/8" H Clear

The Pearl Maxidisc Radial Flap Disc

Flexible flaps that enable it to conform to curved and rough surfaces with virtual freedom from swirl marks. Use with your angle grinder. Silicon carbide for stone.



Features & Benefits: Lasts 10 times longer than sandpaper discs. Conforms to curved and rough surfaces. Virtual Freedom from swirl marks. Max RPM = 15,300. 5/8" arbor

BD-PVA Dry Polishing Sponge Wheels

4" Diameter high-speed wheels for dry marble polishing, especially for bull nose and flat-edge polishing. Maximum speed: 12,000 RPM.



40 grit: Extra Coarse: Gray
80 grit: Coarse: Red
220 grit: Medium: Blue
400 grit: Fine: Green
600 grit: Extra Fine: Yellow

4 " Electronic Wet Stone Polisher

Makita PW5001C

Powerful 7.9 AMP motor and lightweight (4.6 lbs.)

- High power-to-weight ratio for reduced operator fatigue
- Electronic speed control maintains speed under load
- Soft-Start technology delivers smooth start-ups; variable speed
- Housing cover protects the industrial die cast aluminum gear housing
- 3 holes at the spindle top evenly spread water to the pad and prevents the pad from clogging
- Overload switch to protect armature failure
- Includes a Ground Fault Circuit Interrupter (GFCI) Plug
- Pre-setting dial (2,000 – 4,000 RPM) for optimum rotating speed



TILE CUTTERS & SAWS



TM-75 Portable Tile Saw

The TM-75 Portable Tile Saw is durable and lightweight. It incorporates features of a professional saw with the benefit of lightweight portability to complement every tile contractor's equipment line. The TM-75 includes an 8" premium diamond blade, four cutting guides, a water pump and wrenches.

The rigid precision cutting table features a large surface area with grooves to drain water and debris away from the cut and to make angled cuts faster and easier. The surface is textured, but not raised, preventing material from sliding. The metric and inch marks on the highly visible ruler aid in cutting the tile to scale.

Tile accessories, including the rip guide, 90° protractor, dual 45° angle guide and 45° miter guide have an innovative thumb-lock design, which slides and locks securely in place. Reliable, 3/4 hp direct drive, sealed induction motor from Italy is 75% quieter than right angle drive motors. The patented tracking bar provides consistent, smooth and accurate cuts. Unlike slide bearings which require maintenance to prevent dirt from binding the track, the tracking bar has self-cleaning guide rollers. The ABS polymer water pan is lightweight, yet 50% thicker than the industry standard, providing greater frame support while reducing flex and impact damage. The pan is durable and easy to clean. Cast aluminum motor housing and blade guard. Welded steel frame.

Item No.173486

Power - hp3/4

Blade capacity - in.(mm)8 (200)

Depth of cut - in.(mm)1-5/8 (41)

Cutting table (std) - in.(mm)11 x 13-3/4 (280 x 350)

Saw weight - lbs. (kg)36.5 (16.5)



FTS-50 Portable Tile Saw

The FTS-50 Portable Tile Saw features a variable angle cutting guide with nine predefined positions. It attaches to the rip

guide, which adjusts quickly and locks securely, for fast use and accurate cuts. The FTS-50 includes a 5" premium diamond blade.

The table surface accommodates a 12" tile in front of the blade. The rugged injection molded cover protects the saw during transportation and storage. The cover keeps all tools and the electrical cord stored inside the machine and protects the saw when not in use. To cut without water, the FTS-50 has a port to attach a vacuum cleaner for dust collection. To make simple blade changes, lift the miter table for full access to the blade. 1/2 hp motor - 115V - 50/60 Hz universal motor with overload protection 5" blade capacity Tilting table is hinged for 45° miter cuts Ruler guide is highly visible

Item No.173483

Power - hp1/2

Blade capacity - in.(mm)5 (125)

Depth of cut - in.(mm)1-1/4 (32)

Cutting table (std) - in.(mm)12 x 14 (300 x 360)

Saw weight - lbs. (kg)14 (6.4)



Tile Master X3 Plus Heavy-Duty Production Tile Saw

The Tile Master® X3 Plus Heavy-Duty Production Tile Saw features a high torque 1-1/2 hp continuous duty motor made exclusively for Felker by Baldor. The motor is more efficient for running on a 15 amp breaker and allows the operator to cut a wider range of material faster. The Tile Master Plus includes a 10" premium diamond blade. Baldor motor is CSA rated,

features thermal protection and utilizes a large frame design. The saw features a spring-assisted plunge cut capability to make cuts for outlets or other openings quickly and easily. Remove old blades easily with the new blade shaft lock.

A larger conveyor cart makes cutting large tile easier. The cam adjustment makes tensioning the belt simple. The optional adjustable rolling stand makes moving the saw to and from the jobsite easier. The water pump is premium grade and lifetime lubricated. It provides high output for maximum protection of diamond blades. The heavy-duty cast aluminum guard provides maximum protection for the operator. A thicker water hose connects to the outside of the blade guard and evenly distributes water to both sides of the blade. This prevents the loss of blade side clearance, protecting the integrity of the blade for longer life and more accurate cuts. The wide blade guard prevents rubbing of profile wheels against the sides of the guard for reduced noise and easier wheel installation. The cart is made of cast aluminum for strength and rigidity and includes a cast aluminum rip guide. The conveyor cart's rubber top grips material securely for more accurate cuts. The large steel wheels help the cart roll smoothly on the tracks. A convenient ruler at the front is labeled both in inches and metric measurements. A premium, six-groove poly V-belt drives the blade at the proper speed. V-belts have less vibration so they are smoother running, which also reduces belt slippage and transmits more power to the blade shaft. The belt guard totally encloses the belt to protect both the operator and the saw components. ABS polymer water pan is tapered and ribbed to extend pump life and to reduce the total water volume in the pan. Rigid, all-welded frame has an integrated head support.

Item No.966871601

Power - hp1-1/2

Blade capacity - in.(mm)10 (254)

Depth of cut - in.(mm)3-1/4 (82.5)

Cutting table (std) - in.(mm)16 x 16-1/2 (406 x 419) S

aw weight - lbs. (kg)118 (53.6)



Tile Master XL3 Plus High Production Tile Saw

The Tile Master® XL3 Plus High Production Tile Saw is designed for high production cutting of large tile, stone and masonry. It features a 1-1/2 hp high torque, continuous duty Baldor motor and a premium 3VX belt for optimum blade performance.

This belt is more durable and maximizes belt tension, which contributes to longer belt and blade life. The Tile Master XL3 Plus includes a 10" premium diamond blade.

The saw features a larger main cart, a standard extension for cutting large tile, and a galvanized pan which resists rusting. The cam adjustment makes tensioning the belt simple, while the new optional adjustable rolling stand makes transporting the saw to and from the jobsite easier. A single wing nut holds the blade guard in place, allowing the guard to tilt up for fast blade changes, which reduces costly downtime. The heavy-duty cast aluminum blade guard provides maximum protection for the operator. Thicker water hose connects to the outside of the blade guard and evenly distributes water to both sides of the blade. This prevents the loss of blade side clearance, protecting the integrity of the blade for longer life and more accurate cuts. The wide blade guard prevents rubbing of profile wheels against the sides of the guard for reduced noise and easier wheel installation. Cut 24" tile diagonally with optional cart. The Tile Master XL3 Plus features a premium, six-groove poly V-belt that drives the blade at the proper speed. V-belts have less vibration so they are smoother running, which also reduces belt slippage and transmits more power to the blade shaft. The belt guard totally encloses the belt to protect both the operator and the saw components. Transport and set-up is easy with the Tile Master XL3 Plus. It is made up of three components that separate for easy transport. Comes standard with cart assembly and extension shown below. Blade shaft lock makes blade removal easier. Spring-assisted plunge cuts Rigid, all welded frame with integrated head support

Item No.966871607

Motor Baldor Power - hp1-1/2

Blade capacity - in.(mm)10 (254)

Depth of cut - in.(mm)3-3/4 (95)

Cutting table (std) - in.(mm)20.5 x 16 (521 x 406)

Saw weight - lbs. (kg)132 (60)

D24000S 10" Wet Tile Saw with Stand

- Cantilevering Rail/Cart system allows for 24" ripping capacity - 18" tile on diagonal
 - Only 69 lbs - allows one person to transport and set up saw
- Stainless steel rail system is integrated into the saw frame, ensuring accurate cuts
 - Integrated 45/22.5° miter feature for quick angled cuts
- Plunge feature allows the user to make quick plunge cuts for electrical outlets and A/C registers
- Dual water nozzles can be adjusted for optimal water placement on blade in order to minimize over-spray and mist
- Rear and side water attachments help contain water run-off and blade spray
 - Removable cutting cart for easy cleaning of tile saw
- Compact saw frame allows for easy transport and storage in vehicle - 34" x 26"
 - 3-1/8" depth of cut allows for cutting of V-cap and pavers
- Powerful 1.5 HP motor will cut hard materials such as porcelain and stone
 - 5 gallon water pan allows for quick set-up and break-down
- Edge Guide with 2-position 45 degree guide allows for easy line-up of corner cuts.

Includes Folding Stand	
Amps	15.0Amps
Blade Diameter	10"
Max Rip Capacity	24"
Diagonal Cut Capacity	18"
Plunge Feature	Yes
Max Depth of Cut	3-1/8"
Integrated 45° Miter	Yes
Integrated 22.5° Miter	Yes
Length	34"
Width, Housing Only	26"
Edge Guide	45/90°
Pan Material	ABS Plastic
Stand	Included in D24000S
Removable Water Containment Tray	Yes
Position of Rail System	Integrated
HP	1.5HP
Tool Weight	69lbs





No. 1A-400 Ceramic Tile Cutter *Superior Tile Cutter®*


These cutters are made from sturdy cast aluminum alloy and steel for heavy duty service. They score and cleanly break tile and trim pieces without moving the material. All models have the famous 'A' Handle with spring tension to provide automatic adjustment to the breaker bar for straight cuts every time. Cuts tile up to 6" straight and 4-1/4" diagonally. Has a 6" working table on both sides of the breaker bar. Has an angle gauge, and No. 1A has a No. 6-W Scoring Turret. Is 12" x 12" overall.





FC-18 Tile Cutter


Patented rotary material guide with spring-ball lock adjusts left or right 0 to 45°. Patented combination scoring and separator handle with automatic return feature. Slide carriage has self-lubricating guide rings. Tool holder and scoring wheel designs allow quick changes, keeping perfect alignment. Lateral cutting guide and support included. Heavy-duty steel slide rods and supports. Heavy-duty steel frame with large cutting table. Includes durable carrying case with handle and latches, 1 premium 6mm and 1 premium 10mm scoring wheel.

No. TS-40 Rubi Tile Cutter with Case 17" Straight Cut & 12" Diagonal Cut



These are top quality professional cutters that can make straight, diagonal, bevel, square hole, square corner and curved cuts in tile up to 15 mm (3/8") thick. With their all steel construction, these cutters can apply the breaking force necessary to cut hard tiles. All TS and TR-S Series cutters come with a No. 01945 6 mm (1/4") and No. 01946 10 mm (3/8") Carbide Scoring Wheel, a plastic carrying case and illustrated operating instructions. All cutters have a three year warranty. TS Series Tile Cutters have a separate scoring and breaking mechanism. The support stop can be used on either the right, or left, side of the scale for straight and 45° diagonal cuts. Breaking force is 400 kg (882 lbs.). Scale has both inch and metric graduations.

Item No.	Tile Cutting Capacity		Weight (with case)
			
TS-30	15"	10"	14 lbs.
TS-40	17"	12"	15 lbs.
TS-50	23"	16"	21 lbs.
TS-60	26"	19"	30 lbs.



Sigma 2B3 - 26" (18x18 diagonal)

- weighs only 18 pounds
 - easy grip pull handle
 - diamond scoring wheel
 - spring loaded table
 - swiveling measurement bar equipped with inches in diagonal
 - cuts material between 1/16" and 3/4" inch thick
 - angles between -45 to + 45
- USE: cuts porcelain, pavers, quarry, glass mosaic and certain types of marble and granite.



Sigma 2G - 14" (10x10 diagonal)

2D3 - 25" (17x17 diagonal)



- weighs only 18 pounds
- easy grip push handle
- diamond scoring wheel
- spring loaded table
- swiveling measurement bar equipped with inches in diagonal
- cuts material between 1/16" and 3/4" inch thick
- angles between -45 to + 45

USE: cuts porcelain, pavers, quarry, glass mosaic and certain types of marble and granite.



USE: cuts porcelain, pavers, quarry, glass mosaic and certain types of marble and granite.

Rubi® Carbide Scoring Wheels



Item No.	For Rubi Cutter Series	Wheel Diameter	Material To Be Cut
01945	TS, TR-S, SPEED	6 mm (1/4")	Floor Tile
01958	TS, TR-S, SPEED	8 mm (5/16")	Floor Tile & Porcelain
01946	TS, TR-S, SPEED	10 mm (3/8")	Floor Tile & Stone
01950	TS, TR-S	18 mm (1 1/8")	Floor Tile & Stone



Crain 400 Solid Carbide Wheel
1/2" Wheel, Carbology Cemented Wheel
Steel Tempered Bushing
Washer
Screw
Lock Nut

LAMINATE, RESILIENT, VCT, VINYL TOOLS & ACCESSORIES



001 Model "A" Tile Cutter

The Crain 12" cutter provides the accuracy demanded by professionals. The straightness of cut is factory-calibrated to $\pm .005$ " prior to shipment, which is essential for precisely matching edges in pattern work. The 12 3/4" blades are made with a special high carbon steel edge that is sharp and long lasting. The cutter also has a location stop for repeat cuts at the wall. Comes with a carrying case with casters that can function as a helpful tile tote.



008 18" Vinyl Special Tile Cutter

This heavy duty machine will cut any resilient tile, including 18" square slab tiles. The 18 3/4" blades cut 12"x12" tile diagonally. The offset base allows the operator to hold the tile more securely while cutting.



015 & 016 Vinyl Dollies

These dollies are great for in-store and job uses. Sturdily constructed, with a double ball bearing, heavy gauge rollers, cast aluminum frames and non-marking rubber wheels. Accommodate rolls to 16" diameter.

Available in two sizes.

015: 18" Dolly

016: 36" Dolly



075 & 076 Vinyl Rollers

Crain NO. 075 (75 lb) and 076 (100 lb) rollers now have zinc plated roller sections to help prevent rust, and come with a protective wheelie case.

Constructed of solid steel to provide a lifetime of trouble free service. All models have rollers with smooth surfaces and rounded corners to protect flooring materials from indentations. Each roller section "floats" independently on the axle to

automatically compensate for subfloor irregularities. The end roller sections are recessed to inset the axle, preventing wall scuffing. The yoke has a detachable handle so that both may be carried separately.



75-LR 75 Lb Linoleum Roller

All steel, trouble free construction guarantees a lifetime of maintenance free service. Steel will not crack or chip as cast iron can. Nothing can go wrong with solid steel roller sections—no bushings of any sort to come loose.

Added to this is the famous Gundlach craftsmanship which is applied throughout to all details of construction.

Used on: Linoleum, vinyl sheet goods, rubber tile, vinyl tile, cork tile, wood block tile, roofing systems and waterproofing membranes. For perfect installations, use the size model specified for these materials by their manufacturers.



109 Pin Vise

Features a hexagonal chuck that firmly grips NO. 129 replacement needles. Perfect for scoring tile or linoleum pattern layouts.

Size: 5/16" diameter by 4" long.



111 & 112 Scribes

These versatile tools feature the original famous Airway



quality design and construction. A heavy die-cast housing with a sturdy precision fitting plated steel bar. No. 111 features a 6" bar while No. 112 features an 8" bar with an extra needle hole in the housing for circle scribing. Both come with one needle and use the 129 Scriber Needles.

128 & 129 Scriber Needles

These sharp, high-carbon steel scriber needles fit all common models of scribes and dividers. Com packaged 50 per envelope.



143 Disp. Adhesive Syringe

Solve air bubble problems fast with this disposable adhesive syringe and needle. The 2" hollow point tapered needle delivers adhesive right to the problem spot with an invisible puncture. State law prohibits sale in these states: Connecticut, Maryland, New Jersey, Delaware, Massachusetts, New York, Main, New Hampshire and Rhode Island.



188 Hinge Scriber

At last - an improved seam scriber for linoleum, sheet vinyl and cushion flooring materials. The tool features a heavy-duty hinged-guide, with a threaded adjustment relative to the needle. The 3-arm knob clamps tightly after the adjustment. The tool is comfortable to the grip, giving the user good control. Uses No. 129 Scriber Needles.



240 Bar Scriber

Telescopes to make scribes 1" to 23" in depth. The roller tip guides against the wall. The two needle holders take the No. 129 Scriber Needles.

333 Extension Wall Roller

A newly redesigned roller, much improved to make the work easier. The raised handle allows firm control with less effort. The tri-sectional rollers total 7 1/2" wide. The new twist-lock adjustable handle telescopes from 17" to 27". The bright nickel-plated parts won't rust.



344 Score Tool

The handle contour provides positive grip and the proper blade angle to the laminate. The double-ended cemented 94 Rockwell carbide-tipped blade is reversible. Scores a line on plastic laminates to allow an easy break.



346 "J" Roller

This hand roller is designed especially for use by plastic laminate installers. The 14" aluminum handle is designed to place the necessary pressure over the roller, with minimum effort. The 3" wide, solid, non-marking roller is recessed on the end to permit rolling near walls or back splashes.

Seam Rollers



348

348S

349

349S

These resilient seam rollers have a single arm design that lets you work close to the wall. The 2" diameter polished steel roller rides on a ball bearing race. The heavy duty ferrule and arm bracket are plated to prevent rust. Two handle lengths for your convenience.

The 348 and 349 feature 9" hickory handles while the 348S and 349S rollers have 6" hickory handles.

355 Bent Leg Linoleum Dividers



A 7" divider, with a quick and easy to read inch rule for reference. Equipped with a positive lock to ensure a mistake-proof tool. Fits comfortably in the palm for control. No compass like arms to get in your way or interfere with close measurements.

380 Deluxe Dividers



Styled similar to the Wilkee, these dividers are the industry standard. Constructed of forged steel and plated. Features a bent leg and removable pin vise with a knurled tightening cap. The 6" legs expand to scribe up to 14" circles.

382 Double Needle Dividers



This tool features a smaller 4" overall size that fits into the palm of the user's hand, and double needles for completely versatile scribing. It has a fixed bent leg and a dismountable straight leg for pencil scribing. The locking knob is easily tightened or loosened without a screwdriver. Spans 6".

460 Vinyl Sealer Bottle

One multi-purpose nozzle for sealing all cushioned vinyl's, with the manufacturers specified adhesives. Directions on each bottle.



886 Plastic Laminate Trimmer



Cuts 1-5/8" self edge strips with reversible platen

This trimmer scores the decorative surface of the laminate along the countertop edge. Waste material is then removed by lifting up until it breaks off, leaving an unchipped edge ready for finishing. Trims all the way into inside corners. Platen is reversible to allow cutting of 1-5/8" wide self edge. Cuts in both directions and can be used with either hand. Lightweight and durable plastic construction. Tool measures 2-1/2" wide x 6-1/2" long x 1-5/8" high. Replaceable blades are made of high grade tungsten carbide for long life.

965 Skiving Knife



This knife for trimming heat weld rod flush at the seams has a sharp razor blade that's replaceable. Eliminates difficult resharpening of traditional quarter moon knives. Cuts in two passes with the built-in trim guide. Take the first pass with the guide under the blade then pivot it out from under on the second pass. The flexible blade and trim guide won't gouge high spots.

955 Pull Hand Groover



A pull hand groover improves control and permits faster work. Adjustable fin tracks in the seamline to control grooving depth. Useful for start cuts for a power groover, in tight areas like doorways, or when floors aren't level. Comes with 3 blades, one in the tool and 2 stored in the handles. Replacement blades (No 956) are an economical 3-pack.

970 Power Grover



This tool tracks in the seamline to cut a trapezoidal groove for welding. Features simple, precise depth adjustments, effective chip control and metal carrying case. Comes with a 12 tooth 130mm carbide-tipped blade (No. 970). This blade is compatible with other common groovers and the heavy grit diamond blade for metal impregnated safety floors (No. 972). 110V AC 9A No load RPM 12000. Maximum cutting depth 4mm.

987 Pressure Roller



Used to roll the vinyl welding thread tightly into the groove in awkward areas such as up coved walls. The handle is drilled through so the welding thread passes through it instead of the welder tip for usage.

988 Vinyl Welding Kit



Comes with all the tools you need to do basic vinyl welding, all at a great price. (Includes: No.'s 960, 970, 955, 985 and 986, Instructions and Metal Carrying Case)

960 Heat Weld Gun



This electronic gun features precise heat and comes with a pencil-tip nozzle (No 963) triangular tip (No 961) and round tip (No 962). Our pencil tip nozzle and tips are standard size to fit other common guns and are sold separately. The No 979 is a universal tip for both Crain No. 960 or previous No. 980 heat guns and adjusts for welding 3mm or 5mm round threads, or half moon triangular threads.



961



962



963



979

745 & 995 Deluxe Heat Guns

These are our highest quality flameless heat guns, made to last and available in two models. A high-speed universal motor blows instant torrid hot air up to 1000 degrees Fahrenheit. The adjustable intake shuttle gives you the temperature you want. A touch to the 3-way switch provides hot, cold or off. The big 1 3/16" diameter nozzle houses a replaceable element. Both equipped with an adjustable stand and 8' 3" wire cord and plug. Each gun comes with carrying case. No 745: 750 degrees - No 995: 1000 degrees



751 Thriftline Heat Gun

This powerful gun rapidly heats material with temperatures adjustable from 300 degrees to 1000 degrees Fahrenheit. Features a 6' heat-resistant cord and switch that blows hot or cold. Stands upright to avoid burning the floor. Industrial quality, with a thermocouple element for precise heat control.



B-91 Propane Gas Torches and Hose

Propane torches provide a broad flame that's adjustable to a maximum of 2400 degrees Fahrenheit. The trigger valve model has a pilot that ignites the full flame when the curved lever is pressed. New regulations require that any liquid propane "reservoir tank" over 4 lbs which may be used to refill our No 091 B-91 Propane Cylinder must have an Overflow Protection Device (OPD) Valve. This "reservoir tank" must have two valves, one OPD for refilling itself, and another non-OPD which is required for refilling the cylinder. The 091 does not require and cannot be refilled using an OPD valve. For more details, please contact your local propane equipment supplier.



094 Hose: Used for refilling the B-91 Cylinder



Kampel Seamfil Kit

The "ORIGINAL" laminate repair. Repair nicks, fill seams and make gouges disappear with this one-part system. SeamFil bonds mechanically to the substrate of laminate and dries hard, becoming a permanent part of the laminate surface. SeamFil also resists moisture, detergents, and other household products as effectively as the original laminate. Typical applications for this product are filling standard joints, cracks, chips and other imperfections where the dark substrate is visible. Properly used, custom colored SeamFil will hide defects beautifully for the life of the counter.

Available in Kit or Individual Tube



AP-08 8" & AP-10 10" All Purpose File

All Purpose (Farmers' Own/Handy) File. Shape: One side double cut for fast stock removal and one side single cut for smoother finishing. Both edges single cut one is rounded. Use: Sharpening hoes, lawn mower blades, sharpening metals, and smoothing plastics.



FMC-10 10" Flat Maxicut

Maxicut Files. Shape: Tapers slightly in width, with both edges single cut. Use: Specially designed chip breakers permits extra fast stock removal while still giving a smooth finish.



HRB-10 10" Half Round File

Half Round Files. Shape: Round on one side and flat on the other. Both sides are double cut. The file tapers toward the point in width and thickness. Use: The half round side (front) makes this file ideal for getting into rounded holes, concave corners, crevices, etc. Also can be used on flat surfaces.



LC-10 10" & LB-14 14" Lamnicut File

Lamnicut Files Shape: Tapers slightly in width. Single cut on sides and edges. Use: For the plastics industry, specially designed teeth and gullets for faster, easier, longer cutting. Will not clog as fast as an ordinary Mill File.



RB-10 10" Round Bastard

Round Files (Rat Tail), Shape: American pattern round file, bastard cut. Tapers slightly toward point. Single cut. Use: Designed for enlargening circular holes, mouldings, concave surfaces, and rounded grooves.



TSB-08 8" Three Square File

Three Square Files. American pattern three square file, bastard cut. Shape: Triangular like Taper files but double cut with sharp corners slightly set and single cut edges. Use: For cleaning out corners, filing angles, taps, and cutters. Also used on flat surfaces



Scribe Rite Scribe Paper, White or Black

Vinyl and resilient flooring installations can be enough of a hassle without having to fight your scribing material at every turn. Installers don't need the aggravation of having to wrestle with clumsy, heavy pattern felts. Nor should they have to worry about other products bleeding and staining expensive floors, walls and furniture. That's why Fortifiber Building Systems Group offers flooring installers a better alternative to cheap felts - Scribe Rite Flooring and Pattern Papers.

Scribe Rite White Flooring & Pattern Paper is a specially designed scribing and pattern paper for wood and resilient flooring applications. It may be used in all types of scribing applications, and is frequently left in place as an underlayment. When left in place it acts as a sound deadener and isolation membrane. Not intended for use as a waterproof membrane or as a crack isolation membrane under tile.



GENERAL TOOLS & SUPPLIES

Abrasives

BD-700 Hood & Loop Backed Silicon Carbide Sanding Discs:

Easy to change Hook & Loop backed discs. Can be used wet or dry. For sanding and polishing marble, travertine and onyx.

Grit 4" Part #5" Part #

80 740080 750080

120 740120 750120

240 740240 750240

320 740320 750320

400 740400 750400

500 740500 750500

600 740600 750600

800 740800 750800

1,000 741000 751000

1,200 741200 751200



7 Inch Sanding Discs

Product Details: Edger Discs - Floor Sanding - Premium Pro Edger Discs

No. 156-70816: 7 x 7/8 x 16 grit

No. 156-70824: 7 x 7/8 x 24 grit

No. 156-70850: 7 x 7/8 x 50 grit

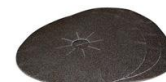
No. 156-70880: 7 x 7/8 x 80 grit



15 Inch Sanding Discs

Product Details: Large Diameter Discs - Floor Sanding - Premium Pro Large Diameter Discs

No. 157-15212: 15 x 2 x 12 grit



16 Inch Sanding Discs

Product Details: Large Diameter Discs - Floor Sanding - Premium Pro Large Diameter Discs

No 157-16212: 16 x 2 x 12 grit
 No 157-16216: 16 x 2 x 16 grit
 No 157-16224: 16 x 2 x 24 grit
 No 157-16260: 16 x 2 x 60 grit
 No 157-16280: 16 x 2 x 80 grit
 No 157-16294: 16 x 2 x 100 grit



19 Inch Sanding Discs

Product Details: Large Diameter Discs - Floor Sanding - Premium Pro Large Diameter Discs

No. 157-19216: 19 x 2 x 16 grit
 No. 157-19260: 19 x 2 x 60 grit
 No. 157-19280: 19 x 2 x 80 grit
 No. 157-19294: 19 x 2 x 100 grit



3 Inch Sanding Belts

Product Details: Open Coat Aluminum Oxide Use on Wood, Metal, Plastic

2 1/2 x 16 available in 60, 80, 24 and 50 grit
 3 x 18 available in 24, 36, 50, 60, 80 and 100 grit
 3 x 21 available in 24, 36, 50, 60, 80 and 100 grit
 3 x 24 available in 24, 36, 50, 60, 80 and 100 grit
 4 x 21 available in 24, 36, 40, 50, 60, 80 and 100 grit
 4 x 21 3/4 available in 24, 36, 50, 60, 80 and 100 grit
 4 x 24 available in 24, 36, 50, 60, 80 and 100 grit



Adhesive Removal Solvents & Tools



AAT-197 Adhesive Remover

Non-flammable cleaning solvent can be used to remove, dissolve and clean dried adhesive
 Degrease metals, clean oil or grease spots from carpet
 Contains no 1, 1, 1 Trichloroethane



626: Carpet & Sheet Vinyl Adhesive Remover

A ready-to-use latex and acrylic adhesive remover, 626 makes quick work of most carpet and pressure-sensitive glues and also removes sheet vinyl and linoleum backing. Water-based with no odor, 626 is safe to use, biodegradable and non-flammable. Available in 1, 2.5 and 5 gallon units.



747 Plus is a powerful, biodegradable product made to remove cutback and mastics, indoor/outdoor carpeting and latex-based adhesives. 747 Plus works fast, provides great coverage rates, has a low-odor and cleans up easily. Get industrial strength in a retail friendly product.

Available in quarts, gallons and five gallon units.



7200: No Odor Mastic Remover

Sentinel 7200 is designed to remove asphalt and solvent based mastics commonly found under asbestos containing VAT and VCT floor tile. When sub-floors are rinsed and allowed to dry, new flooring may be installed. This product does not contain asbestos. 7200 is fast acting with a flashpoint over 200°F. Available in 2.5 and 5 gallon units.

810: All-Surface Floor Cleaner

Sentinel 810 All-Surface Floor Cleaner works great for everyday floor cleaning as well as for washing sub floor surfaces after adhesive removal. 810 is formulated to safely clean and shine finished hardwoods, laminates, ceramic stone, and vinyl floors. 810 is not recommended for use on unfinished floors or on floors finished with oil or wax.



POWER TOOLS



Turbo® II Stripper #10-4806

120 volt, 2400 watt, 20 amps, 350 lbs. With a new look, the Turbo II continues to command the flooring removal of most jobsite applications. Including commercial carpet, vinyl, VCT, rubber, sport surfaces, ceramic tile, and glue down hardwood. The exclusive hand-operated clutch, transport wheels and removable handle & weight systems make the Turbo II easy to maneuver. We feature specialty blades for the Turbo II, including self-dicing, and a tile blade to protect the stripper blade jaw.

Features & Benefits: Self-propelled, hand operated clutch, power overload protection, removable weights, adjustable handle, 14" width blade jaw with 5,000 strokes per minute ram action. Includes 2 blades, tools, eye protection and 30' power cord. (Note: 1 qty, 66 lb. wt. is included with the Turbo II).



Bravo Stripper™

#10-4953120 volt, 2000 watt, 17 amps, 145 lbs. Our mid-range self propelled, variable speed floor removal machine is ideal for residential or commercial take up of vinyl, carpet, VAT or VCT. Features & Benefits: 8,500 Oscillating strokes per minute, variable speed control, blade angle adjustment, adjustable handle angle, top handle adjusts from side to side for wall clearance, dual dedicated motors (one for the drive system and one for blade cutting action), hand operated clutch for the drive system, power overload protection, additional weight for tougher take ups, utilizes our 8" self dicing blade (no pre cutting of flooring necessary) or Razor Attachment for adhesive residue removal. Comes with eye protection, 2 blades and tools.

Duro Stripper™ #10-4954

120 volt, 2000 watt , 17 amps, 26 lbs. The most powerful manually operated floor stripper on the market. Unmatched in durable design, the Duro Stripper can tackle the most difficult jobs. This unit can remove all types of floor coverings from wood or concrete surfaces. Remove the handle and use by hand for more precise work around porcelain, cabinetry, stairs, etc.

Features & Benefits: Stand up or hand held operation, exclusive foot operated on/off switch, spring loaded travel wheels, oscillating blade action with 8,500 oscillating strokes per minute. Comes with carrying case, 2 blades, eye protection and tools.

**Scrub, Strip, Buff Pads****Conventional Thickline / Ultra Valuline™ Floor Maintenance Pads**

Glit/Microtron Floor Pads are for all maintenance operations using floor machines in institutional, commercial and industrial locations. They can be used wet or dry with conventional and or high speed machines. The pads are a unique blend of 100% virgin polyester and 100% virgin nylon fibers impregnated with a tough, strong and elastic synthetic resin into which several types of abrasives have been incorporated, depending upon the required aggressiveness for the maintenance procedure.

**Red Spray Buffing Pads**

For dry buffing, spray buffing or light duty scrubbing.

Recommended for use on machines operating at 175-350 R.P.M.

**Green Scrubbing Pad**

For wet, heavy duty scrubbing.

Recommended for use on machines operating at 175-350 R.P.M.

**Black Stripping Pad**

For long lasting, heavy duty stripping.

Recommended for use on machines operating at 175-350 R.P.M.

**Natural Buffing**

Recommended for matching speeds ranging from 500-1200 RPM.

Softer and less aggressive than Red Spray Buffing.

Chalk Lines, Leveling, Measuring & Floor Sweeps**47-099 - 30m/100' Die Cast Chalk Line Reel****Features & Benefits:**

- Durable, heavy-duty die cast body for extra long life
- Long wearing felt gasket hugs line and distributes uniform chalk coating
- Universal hook has been designed to endure the rigors of everyday use
 - Can be used as plumb bob

**No. 8-W White Chalk****No. 8-B Blue Chalk & No. 8-R Red Chalk**

A specially formulated blend of talcum powder and limestone is milled to a finer consistency for more positive and distinct marking. Available in an 8 oz. squeeze bottle and an economical 5 lb. plastic jug, both with an easy fill spout. Cap color indicates chalk color. Available in 8 oz. bottles.

Caution: Blue and Red Chalk contains a dye that may stain some carpets.

**No. 080 & No. 085**

8 Oz. and 5 lb Chalk

Available in White or Blue

**47-120 - 30m/100' Gear Drive Chalk Line Reel****Features & Benefits:**

- Super fast rewind ratio saves time
- Tough ABS safety yellow case
- Universal hook designed to take on-the-job punishment
 - Sliding door to fill chalk reel easily

**47-681- 30m/100' FatMax™ Chalk Line Reel and Chalk Set****Features & Benefits:**

- Water-resistant, high-impact ABS case with rubber grips is durable and easy to hold
 - Rewinds 3x faster – has a 3:1 gear ratio
- Chalk line has two times the tensile strength of traditional lines and lasts twice as long
- Convenient locking button holds string in place
 - Holds up to a 4 oz.. bottle of Stanley® Chalk
 - Screw cap simplifies refilling
- Long-wearing felt gasket hugs line and distributes chalk coating evenly
 - Stainless-steel universal hook withstands heavy use
 - Crank handle folds neatly into case for storage and transit

Chalk Lines

100



125



135

We handle only the best in 100' chalk lines. All lock for use as plumb bob. No. 100 Starrett features flush folding handle and large chalk reservoir. No. 125 Irwin features easy sliding chalk door and tough aluminum construction. No. 135 Keson features 3-way gearing for fast retrieval.

43-524 - FatMax® 24" Non-Magnetic Level**Features & Benefits:**

- Built from a single piece of aluminum extrusion for increased durability and rugged use
- Features 2 block vials on each end to provide maximum accuracy
- A center MaxEdge™ vial enables users to scribe continuous lines with an improved view
 - Dual bi-material hand grips for comfort
- Two shock absorbent end caps and non-marring side bumpers for durability

**43-548 - FatMax® 48" Non-Magnetic Level****Features & Benefits:**

- Built from a single piece of aluminum extrusion for increased durability and rugged use
- Features 2 block vials on each end to provide maximum accuracy
- A center MaxEdge™ vial enables users to scribe continuous lines with an improved view
 - Dual bi-material hand grips for comfort
- Two shock absorbent end caps and non-marring side bumpers for durability

**43-572 - FatMax® 72" Non-Magnetic Level****Features & Benefits:**

- Built from a single piece of aluminum extrusion for increased durability and rugged use
- Features 2 block vials on each end to provide maximum accuracy
- A center MaxEdge™ vial enables users to scribe continuous lines with an improved view
 - Dual bi-material hand grips for comfort
- Two shock absorbent end caps and non-marring side bumpers for durability

**Stabila Split Level Heavy Duty Level Type 196**

37416: 16" Type 196 Level w/one hand hole, 1 plumb vial

37432: 32" Type 196 Level w/hand holes

37448: 48" Type 196 Level w/hand holes

37472: 72" Type 196 Level w/hand holes

Features & Benefits:

- Crystal clear vials readable in any direction with no change in accuracy tolerance.
 - Spring steel hairline indicators in vials.
 - Best frame strength-to-weight ratio.
- Removable rubber end caps for scribing in corners and for reading tight header and sill openings.
 - Rubber end caps grip walls and do not leave marks.
 - Metal Hang hole for storing level on site.
 - Large comfortable rubber hand holes.

**Stabila Torpedo Level**

Magnetic Torpedo/Magnetic V-Groove Torpedo
Type 81SM/81SMW45 Die-Cast

25010: Type 8/5 10" Die Cast

Features & Benefits:

- Big, bright easy to read vials
- Magnetic - Try to pull them off without twisting your wrist
 - Heavy-duty, die-cast frame
- Certified Level Accuracy; in top read position: (1/32" over 72")
- Level accuracy guaranteed for life; vials will never fog, leak or require adjustment
- BENT LEVELS VOID WARRANTY

Stabila Spirit Level General Construction Level Type 80A-2

29024: 24" Level Type 80A-2

29036: 36" Level Type 80A-2

29048: 48" Level Type 80A-2

Features & Benefits:

- STABILA's general purpose level.
 - Accurate, lightweight and fast.
- Designed for the tile installers and everyday use.
 - Easy cleaning, absolutely waterproof.
- Always accurate, work with confidence and speed.
- Big, clear, easy to read top mounted horizontal vial.
 - Rugged, takes rough handling.
- Certified accuracy in top read position: 1/32" over 72".
 - BENT LEVELS VOID WARRANTY



33-716- 16 x 1-1/4"



33-725- 25' x 1-1/4"



33-730- 30' x 1-1/4"



33-735- 35' x 1-1/4"

FatMax® Tape Rule Reinforced with Blade Armor™ Coating**Features & Benefits:**

- 11' tape standout
 - 1-1/4" wide blade for easy readability
- BladeArmor™ coating on the first 6" maximizes durability of hook end
 - Mylar® polyester film extends life of entire blade
- High-impact ABS case with rubber over mold is jobsite tough
- Top-forward blade lock makes locking and unlocking a cinch
 - 16" and 19.2" stud center markings simplify framing jobs
 - Cushion grip provides comfortable, slip-resistant hold
- Specially designed hook grabs on side, top or bottom for versatility



33-800 - Stanley® MAX® 30' x 1" Tape Measure with AirLock™

Features and Benefits

- 8' Stand-Out
- BladeArmor™ coating maximizes durability of the hook end
- Mylar polyester film extends life of entire blade
- The all rubber patented AirLock™ slide lock is easier to engage and adds protection against impact
- High impact ABS in easy to see yellow has cushion grip for a comfortable, slip resistant hold
- Three rivet, corrosion resistant true zero hook moves accurately to allow for precise inside/outside measurements
- Easy to read, high contrast blade with 16" and 19.2" stud markings



33-835 - 35' x 1" PowerLock® Tape Rule

Features & Benefits:

- 7' stand out
- Easy readability with 1" wide blade
- Entire blade coated with Mylar® polyester film for added durability
- Heat-treated spring stands up to repeated use
- 16" and 19.2" stud center markings simplify framing jobs
- Three-rivet, corrosion-resistant hook moves for accurate inside/outside measurements
- Secure blade lock won't creep during measurements
- Special Tru-Zero hook does double-duty as a pivot for drawing circles and arcs



No. 7024 24" Floor Sweep w/o Handle Split-Tip Floor Sweeps

Split-tip gray plastic bristles provide comparable sweeping quality to horse hair at a more economical price. Has a natural lacquered hardwood block with two threaded handle holes. Trim depth is 3". Handle sold separately.

No. 8518 18" Floor Sweep w/o Handle No. 8524 24" Floor Sweep w/o Handle

Horse Hair Floor Sweeps

A blend of black horse hair and tampico fiber. Best for sweeping of fine dust. Long life. Has a natural lacquered hardwood block with two threaded handle holes. Trim depth is 3". Handle sold separately.



No. 054 Push Broom

The No. 054 Push Broom is made with a horsehair blend border and black Tampico Center. Good all-around broom for wood, terrazzo and smooth concrete floors. 18" wide block with 3" bristles, handle included.



No. 37 Line Floor Brushes

Silver flagged-tip plastic. Staple set in clear lacquered half-round hardwood block. Recommended Use: for sweeping smooth, highly polished floors, varnished wood or smooth concrete. Will sweep finest dust or grit.

No. 3718: 18" ~ No. 3724: 24" ~ No. 3730: 30" ~ No. 3736: 36"



No. 337 Duster Brush

This brush is handy for cleaning out corners and other small, hard to reach areas. It is made from long-lasting blended horsehair. Each strand is securely fastened into the contoured hardwood handle. Size 2 1/2" x 14" overall, 8" blade.



54-BLK Beaver-Tail Counter Duster

Filling material is staple set in clear lacquered hardwood block. Hang up hole in handle. Brush face length: 9". Overall length: 13 1/2". Length of Trim: 2 1/2"

No. 56 Beaver-Tail Counter Duster

Fiber is staple set in clear lacquered hardwood block with hang-up hole.

Brush face length: 9"

Overall length: 13 1/2"

56-G: Gray, 56-GN: Green, 56-O: Orange



No. 666 Dust Pan

This dust pan is made from one piece of rugged 20 gauge steel with a baked on enamel finish. Corrugated ribs add stiffness. Lip is 12" wide with a beveled edge for easy pickup.



#9 Aluminum Dust Pan

17" width holds more debris than regular dust pans. All aluminum pan and handle won't rust or corrode; lighter than steel. Includes ridges for added strength and durability, lay flat edges leaves less mess on the floor. Heavy gauge aluminum tube handle, plastic coated.



Gloves

Conform®

69-210, 5 mil, Lab/Exam, Natural Rubber Latex, Smooth Finish, Rolled Beaded, Powdered, Handle the most intricate and delicate products with incredible sensitivity. Available in small, medium, large and extra large.



The strength and comfort of 100% natural rubber latex. 5 mil thickness for the highest degree of sensitivity. Style 69-318 is textured for increased grip. Exam grade (69-318). Ambidextrous glove. Conform® gloves comply with FDA food handling requirements (21 CFR 177.2600) CAUTION: This product contains natural rubber latex which may cause allergic reactions in some individuals.

TNT® Blue

92-575, 5 mil, Single Use, Nitrile, Textured, Rolled Beaded, Lightly Powdered, Excellent grip, comfort and durability for the job. Available in small, medium, large and extra large.



Durable, 5 mil nitrile gloves. Soft and comfortable. Textured fingers for exceptional grip. Choose powdered or powder-free. All TNT® Blue gloves comply with FDA food handling requirements (21 CFR 177.2600)



911 M-Safe® Powder Free Gloves
Ambidextrous, non-sterile, single use textured gloves in an easy to use 50 glove dispenser. Available Sizes: Medium, Large, XLarge and XXL Large



Heavy Duty Latex Gloves
30 mils for added protection from chemical and physical hazards
100% natural latex provides better tear, puncture and chemical resistance
Recessed diamond pattern for excellent wet and dry grip. 13" length for added forearm protection
Available sizes: Small, Medium, Large, XLarge



ATLAS Thermo-Fit®
Great cool weather glove. Napped liner adds warmth and comfort. A seasonal favorite with year-round appeal. Very popular glove in all markets.
Available Sizes: Small, Medium, Large, and X-Large.
C300i

ATLAS® Nitrile TOUGH®

Out-performs leather ounce for ounce and fits like a glove – a glove that fits really well. Exactly the same construction as the Nitrile TOUCH® with a black seamless liner and dark grey coating to hide dirt.
Available Sizes: Small, Medium, Large, and X-Large
NT370BBK



Hammers, Mallets, Screwdrivers & other Tackless Tools

Hammers & Mallets

- 332: Economy Hammer - forged steel head is securely fastened to the fiberglass handle, 20 oz..
323: Vaughan 20 oz.. Ripping Hammer - 13" Wood Handle of fire hardened ash with "Rim-Tempered" head. Well balanced.
322: Vaughan 24 oz. Ripping Hammer - Straight claw is ideal for tackless removal. Extra-long hickory handle.
296: Vaughan Half-Hatchet - A multipurpose tool for cutting and hammering down tackless strip. Hardwood handle and sharpenable alloy steel blade.
151: White Rubber Mallet - Perfect for knocking down metal mouldings - non marring, 20 oz..



No. 401 6-in1 Screwdriver
Durably constructed with a non-slip brown plastic handle. Two phillips and two slotted screwdriver tips are housed in the handle. A truly versatile tool.

No. 41 4-in-1 Screwdriver

A quality, professional grade tool featuring four different bits in one easy to handle screwdriver. Precision machining makes for simple, easy changing of the bits. Includes 3/16" and 5/16" wide straight blade and Phillips #1 and #2 blade bits. Bits are hardened and precision ground. Overall length is 7-1/2".



No. 172 Magnetic Tack Holder
This magnetic tack holder makes a difficult job easy. It reaches down into the carpet pile where fingers won't go. Perfect for stair work. Made 5 1/2" long, in a hexagon shape. The powerful magnet tip is guaranteed for life.



No. 362 & 363 Door Pin Tools
Both tools have a solid steel push pin mounted on one end for pushing out the door pin. The opposite forked end fits snugly under the head of the door pin, applying equal pressure on both sides as the pin is lifted out. The forked end is finely tapered for easy insertion. The No. 363 also features a capture spring which prevents the greasy pin from falling on the carpet.



No. 166 Crain Magnetic Driving Bar
Features a magnetic tip for easier use in awkward places. The shockproof rubber handle is vulcanized to the forged alloy steel body to eliminate vibration sting and fracture. The slender nose fits under low wall heaters and toe kicks.

No. 151 Magnetic Driving Bar

This Magnetic Driving Bar is an excellent tool for nailing tackless strip in hard to reach places, such as under radiators, wall heaters and toe spaces. Also, it is especially valuable for damage free work in areas adjacent to brick hearths, stone masonry, plate glass windows or doors or baseboard mouldings. It has a black finish and can be used on all subfloors, including concrete. This driving bar has a popular design preferred by many installers. Has a red vinyl covered grip. Measures 1-3/4" wide x 12-1/4" long x 2-1/2" high.



No. 157 Moulding Lifter
Designed for maximum prying leverage. Slim ends are smooth and broad to fit behind baseboards and mouldings without damage. Both ends notched for pulling nails. Forged and hardened for durability, then nickel plated.



No. 159 Vaughan Superbar
The Vaughan Superbar features a "shepherd's crook" rocking head for maximum prying power. Three beveled nail slots with polished, sharp blades allow for easy insertion. Don't settle for imitations!

Knee Pads & Tool Pouches

ProKnee®
MADE IN USA



ProKnee's shin to knee contact area was molded from a human model in a kneeling position. This natural shape allows kneeling for long periods of time without any pressure points being felt through the pads. Patented shin support system is key to taking pain and stress off knee joints by spreading weight across length of kneepads. Frame is molded from lightweight plastic resin specially formulated to our specifications. With 17 different sizes, ProKnee is the leader in offering the only kneepad on the market that specializes in providing its users with a kneepad matched to the length of the user's leg. An added feature and benefit to the ProKnee kneepad is the design and instant impression and spring action of the Foam inserts. The Foam Inserts along with the patented knee pocket shape combine to form a cup that cradles and molds around the entire knee providing total therapeutic support.



198 Sponge Rubber Knee Pad

This popular knee pad is durable, flexible and economical. It is priced. Has a rounded smooth surface and single 3/4" wide cloth straps with buckles.



209 Super-Soft Knee Pads

These knee pads are made of 100% washable neoprene and have a super-soft contoured foam rubber pad insert for greater comfort. The front of this knee pad and strap is coated with polyurethane for increased durability and water resistance and will not mark or scratch floors. Quick and easy on/off using the single 3" wide front fastening Velcro strap. Nonbinding straps fit below the knee and prevent chafing, allowing these knee pads to be worn with shorts.



GMB-1 'Knee Pro' Knee Pads

Featuring a hinged design to allow complete freedom of movement, these knee pads cover and protect the entire knee. Foam pad is 1/2" thick and provides comfortable cushioning. For long wear, the outer shell is molded of orange colored plastic and has a nonskid rubber kneeling surface. Double 3/4" wide adjustable straps fasten in keyhole slots for quick on/off and a positive and uniform fit.



197 "Comfort Knees" Knee Pads

This all new knee pad design has built-in protection for both kneeling and knee-kicking, so they stay on at all times. The extra-wide Velcro straps won't pinch your legs, even if you are wearing shorts. The best available knee pad for Carpet Installers.



198 Knee Pad Set

Made of closed cell sponge rubber to be flexible, yet durable. Can be worn comfortably, whether kneeling or standing. Features 1/2" straps and buckles.



200 Elastic Strap Knee Pad Set

Molded of 1/2" thick closed-cell sponge rubber, these pads feature heavy-duty 1 1/2" wide elastic straps that flex with movement, without pinching. Equipped with Velcro fasteners.



206 Leather Knee Pad Set

These heavy-duty leather pads are durably constructed to last and last. Lined with a thick felt pad that is riveted to the leather, they come with heavy-duty straps and buckles.



309 Leather Knee Pads

- Designed for comfort, protection and support
 - 1/2" Thick water-repellent felt lining
 - One size fits all
 - Riveted for extra strength
- Adjustable leather straps with steel buckles.



313 Heavy-Duty Leather Knee Pads

- Double 1/2" thick water-repellent felt lining for all-day comfort
 - One size fits all
- Adjustable leather straps with steel buckles
- Riveted for extra strength



Pro Leather

Made with top grain russet leather. Comfortable, thick felt lining.

Model #30900 w/ Velcro® fastening system
Model #30903 w/ metal buckle fastening system
Model #30904 w/ metal buckle and extra layer of felt padding.



Heavy Duty Rubber

Extra thick foam rubber pads. Includes two 3/4" wide adjustable straps. Water resistant.

Color: Brick
Model #50020



Suede Leather

Rugged suede leather combined with ALTA® Flexline™ Design. Excellent for working on wood floors.

Model #50200 w/ Velcro® fastening system
Model #50203 w/ ALTA® buckle fastening system



Superpro™

Heavy duty protection for the toughest commercial jobs. Long, hard plastic cap designed for the best surface coverage and knee comfort. Made with Du Pont Cordura® Nylon, Color: Black/White Cap

Model #50400 w/ Velcro® fastening system
Model #50403 w/ ALTA® buckle fastening system.

KNEE PADS (w/two straps, skid-resistant caps, thick comfortable foam)



BLACK
50413 - w/AltaLok Strap
50410 - w/Velcro Strap



WOODLAND CAMO
50413-08 - w/AltaLok Strap
50410-08 - w/Velcro Strap



OLIVE
50413-09 - w/AltaLok Strap
50410-09 - w/Velcro Strap



DESERT CAMO
50413-12 - w/AltaLok Strap
50410-12 - w/Velcro Strap



Nomar™

Specially designed for working on hardwood and tile floors. Long, rubber cap reduces marring and allows traction for user. Made with Du Pont Cordura® Nylon.

Color: Black/Natural Cap
Model #50420 w/ Velcro® fastening system
Model #50423 w/ ALTA® buckle fastening system



Flexline

All purpose pad ideal for working on delicate surfaces. Made with Du Pont Cordura® Nylon.

Color: Navy
Model #50700 w/ Velcro® fastening system
Model #50703 w/ ALTA® buckle fastening system



Proline™

All purpose Knee Pads designed with a short plastic cap allowing user to swivel and maneuver easily on working surfaces. 1/2" Thick High Density Rubber Padding. Made with Du Pont Cordura® Nylon.

Color: Navy/White Cap
Model #50900 w/ Velcro® fastening system
Model #50903 w/ ALTA® buckle fastening system



Proline™ Gel Lite

Anti-compression GEL core for longer pad life. Durable face resists abrasion and puncture. Super thick memory foam for extreme comfort. Wide, flat cap for stability and easy swiveling. AltaLok™ strapping system designed for jobsite conditions. Single strap fastens below the knee for long-wearing comfort.

Color: Blue & Black/Clear Cap
Model #56206 w/ AltaLok™ strap



Flexline™ Gel Supercushion

Anti-compression GEL core for longer life. Ballistic Nylon face resists abrasion and puncture. Super thick memory foam for extreme comfort. WebStrip™ Surface will not mar or scratch floors. Single Neoprene strap fastens below knee for all-day comfort. Also available with AltaLok(tm) buckle system.

Color: Black
Model #56210 w/ Velcro strap
Model #56213 w/ AltaLok™ strap



Nomar™ Gel Supercushion

Anti-compression GEL core for longer life. Ballistic Nylon face resists abrasion and puncture. Super thick memory foam for extreme comfort. Rubberized cap resists marring. AltaLok™ strapping system designed for jobsite conditions. Also available with single neoprene strap with a hook-and-loop Velcro closure, which fastens below the knee for long-wearing comfort.

Color: Black/Natural Cap
Model #56223 w/ AltaLok™ strap



Nomar™ Gel Lite

Anti-compression GEL core for longer pad life. Durable face resists abrasion and puncture. Super thick memory foam for extreme comfort. Wide, flat for stability. Rubberized cap resists marring. AltaLok™ strapping system designed for jobsite conditions. Single strap fastens below the knee for long-wearing comfort.

Color: Blue & Black/Natural Cap
Model #56226 w/ AltaLok™ strap



G3 GEL ULTRA

Anti-compression GEL center for longer pad life. Rubberized non-skid surface. Removable rubber straps with moisture-wicking liner. Molded accordion feature makes walking easy. Water-resistant materials and construction allows for easy clean-up. AltaLok™ strapping system for jobsite conditions.

Color: Black/Clear cap
Model #60250 w/ AltaLok™ straps




408-FL Top Grain Cowhide Leather Tool and Knife Pouches

1-pocket box shaped. Size: 4" wide x 7-1/2" high, fiberboard lined for protection with a pocket flap.



701 Tool Pouch

Has two fiberboard lined knife pouches, two fully extended tapered pockets for a screwdriver and awl, and a tape holder clip.




CLC #67 Box Shaped Utility Knife Sheath

- Top Grain Leather
- Fits most curved-handle knives
- Fiber liner resists cut-through
- Fits belts up to 2 1/4" wide



CLC #408 Box Shaped All Purpose Pouch

- Top Grain Leather
- 1 Main molded pocket
- Fiber liner resists blade cut-through
- Fits belts up to 2" wide
- Metal tape clip for all sizes of measuring tapes



CLC #409 Box Shaped Pouch with Loops

- Top Grain Leather
- 1 Main molded pouch (5 1/2" x 8 1/4")
- Fits belts up to 2 3/4" wide.
- 2 Small tool loops.



CLC #415 Four Pocket Tool Pouch

- Top Grain Leather
- 1 Large main pocket
- 3 Front molded pockets
- Fits belts up to 2 3/4" wide



CLC #700 Five Pocket Tool Pouch

- Top Grain Leather
- 1 Large main pocket
- 2 Smaller molded front pockets
- 2 Screwdriver loops
- Fits belts up to 2 3/4" wide



CLC #7041 Flat Type All Purpose Pouch

- Top Grain Leather
- 1 Pocket 4 1/2" x 7 1/2" overall size
- Fits belts up to 2 1/4" wide
- Leather flap to protect hip pocket



354 Tool Pouch


Primarily a pocket pouch it fits either in the back pocket or on the belt. Knives wedge tightly during storage. Constructed of heavy, durable leather.



407 Square Tool Pouch

Wider and deeper for greater storage capacity. Hangs on belts. Constructed of durable leather.

Miscellaneous



No. 320 Pro Tile & Stone Invoice Book

Designed for the professional flooring installer, each invoice gives a complete breakdown of all job costs including materials and other services. Covers all phases of the installation to ensure the installer, floor covering retailer and customer know exactly what is included. Lined space is provided at the top of the invoice for the date, invoice number, address and telephone number of the installer, floor covering retailer and customer. At the bottom of the invoice a space is provided for the customer's signature, date and total amount due. A wraparound cover separates the invoices when writing on them. Each invoice book contains 50 two-part carbonless invoice sets. Size is 7" wide x 8-1/4" high. Created specifically for the tile and stone setter.




No. 424 Pro Installer's Invoice Book

Designed for the professional flooring installer, each invoice gives a complete breakdown of all job costs including materials and other services. Covers all phases of the installation to ensure the installer, floor covering retailer and customer know exactly what is included. Lined space is provided at the top of the invoice for the date, invoice number, address and telephone number of the installer, floor covering retailer and customer. At the bottom of the invoice a space is provided for the customer's signature, date and total amount due. A wraparound cover separates the invoices when writing on them. Each invoice book contains 50 two-part carbonless invoice sets. Size is 7" wide x 8-1/4" high. Designed for the floor covering installer. The inside front cover has a square feet and square yards conversion table for 6', 9', 12' and 15' wide goods ranging in length from 1' to 60'.



THE ORIGINAL PROFESSIONAL FLOOR INSTALLERS INVOICE BOOK #CM-50

Great bidding and invoicing form. Ideal job check list and record keeper.



PROFESSIONAL TILE & MARBLE INSTALLERS INVOICE BOOK #CT-50

Great bidding and invoicing form. Ideal job check list and record keeper.

No. 1620C Mechanical Marking Pencil

Ideal for marking ceramic tile. Wax based red and black lead easily wipes off. Supplied with one red lead.



No. 162C-R & S62C-B Refill Leads

for No. 1620C Marking Pencil
Available in Black (162C-B) or Red (162C-R).



No. 73210 Carpenter's Pencils

- Premium grade
- Medium carbon
- Available singularly or in convenient 12 pack



Caution Tape

- Protects new installation
- 1000' Roll

Cheesecloth

- Unbleached cotton



NAILS

Concrete Nails



Concrete flooring nails are made with high carbon steel and hardened for maximum hold in the hard concrete substrates. Concrete flooring nails have been designed and tailored to the installer's specific needs for every type of flooring installation over concrete subfloors.

General Purpose Concrete Flooring Nails



General purpose concrete flooring nails are used for most flooring installation applications. The 11/16 inch nail is the standard nail used as a pre-nail in carpet strip. Shorter lengths are used to install tap down style metal mouldings when the nail heads will be covered by the carpet. Longer lengths are used to install strip in special situations and are also used to temporarily hold carpet in position while seaming or stretching. All 12 gauge concrete flooring nails are also available with a rust resistant plated finish.

Product #	Gauge	Length (in inches)	Approx. Nails per Lb.
HN - 111	12	11/16	557

Available in 1 lb or 5 lb packages

Heavy Duty Concrete Flooring Nails



Heavy duty concrete flooring nails are used with hard concrete when 12 gauge nails break or bend when driven. 5/8 inch nails and longer are also used to install carpet tack strips. Shorter concrete flooring nails are used to install metal molding when the nail heads will be covered by the carpet.

Product #	Gauge	Length (in inches)	Approx. Nails per Lb.
HN - 208	10	1/2	335
HN - 210	10	5/8	373
HN - 212	10	11/16	320
HN - 216	10	1	242

Available in 1 lb or 5 lb packages

Lath Nails



Blued nails are economically priced general construction nails that are also used by carpet installers. The bluing process is a heat treatment that removes oils usually found on general construction nails. Therefore, although blued nails are clean, they rust easily. Blued lath nails are thin (15 gauge) and have small heads.

Product #	Gauge	Length (in inches)	Approx. Nails per Lb.
HN - 902	15	1 1/4 (3d)	694

Available in 1 lb or 5 lb packages

Plasterboard Nails

Plasterboard nails have a thick 13 gauge shank and a large head, and are blued to provide a clean oil-free finish. Also with an electroplated coating to prevent rust.

Product #	Gauge	Length (in inches)	Approx. Nails per Lb.
HN - 903	13	1 1/4 (3d)	412

Available in 1 lb or 5 lb packages



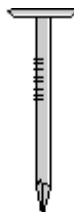
Elastical (Acoustical) Concrete Flooring Nail

These spiral shank flooring nails give extra holding power when driven into lightweight elastical or acoustical concrete.

Product #	Gauge	Length(in inches)	Approx. Nails per Lb.
HN - 120	12	1 1/4	324

Available in 1 lb or 5 lb packages

Roofing Nails



Roofing nails are thicker (11 gauge) and have a larger head than both lath and plasterboard nails. Because they are designed for exterior use, roofing nails are finished with an electro galvanized coating that prevents rust and deterioration.

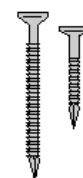
Product #	Gauge	Length (in inches)	Approx. Nails per Lb.
HN - 909	11	1 1/4 (3d) Roofing	233

HN - 910	11	1 1/2 (4d)	200
----------	----	------------	-----

Available in 1 lb or 5 lb packages



Ring Shank Wood Flooring Nails



Ring shank wood flooring nails provide better holding power in all wood products than smooth shank nails of the same length. The 3/4 inch nail is the standard wood flooring nail used in pre-nailed wood carpet strip. It has the same holding power as a 1-1/4 inch blue lath nail.

The 1 inch ring shank nail is used to install carpet strip in heavy duty installations. Longer wood flooring nails have countersunk heads for easier finishing and are used to install new underlayment and to reinforce existing subfloors made of plywood or other wood products. The 1-1/4 inch and 1-1/2 inch wood flooring nails are also available with corrosion resistant plating for use on wood underlayment that will be covered with water based patch or adhesive.

Product #	Gauge	Length (in inches)	Approx. Nails per Lb.
HN - 516	13	1	508
HN - 520	13	1 1/4	327
HN - 524	13	1 1/2	268

Available in 1 lb or 5 lb packages

Drive Screw Wood Flooring Nails



These specialty spiral shank wood flooring nails are used to install carpet bar and other metal moldings in wood floors where the head of the nail will remain exposed. These wood flooring nails have oval, dome-shaped heads and are plated in a silver, or gold, or bronze rust resistant finish. 3/16 inch heads are designed to fit into countersunk holes in metal moldings. 1/4 inch heads are designed to fit over holes in metal moldings.

Product #	Gauge	Length (in inches)	Approx. Nails per Lb.
HN - 905	13	1 1/4 x 3/16 Head (silver countersunk)	412
HN - 906	13	1 1/4 x 3/16 Head (gold countersunk)	412
HN - 907	13	1 1/4 x 1/4 Head (silver dome)	412
HN - 908	13	1 1/4 x 1/4 Head (gold dome)	412

Available in 1 lb or 5 lb packages

Nail Sacks



Available in 4 bold colors and one natural. They are constructed of water resistant 10-ounce canvas duck cloth with a one inch wide Velcro closure. Each sack measures 11" long and 7" wide. Ideal for carrying "on the job" nails or other small items.

PAINT BRUSHES, ROLLERS, FLOOR PROTECTORS



9" Heavy Duty Cover

100% Synthetic fiber attached to a 4-ply Phenolic Core backing



Good Value Cover

100% Synthetic fiber attached to a 3-ply Phenolic Core backing.

No. 9TU038: 3/8" - No. 9TU050: 1/2" - No. 9TU075: 3/4" - No. 9TU100: 1" - No. 9TU125: 1 1/4"

Good Value Frames

Frame made of 1/4" chrome plated steel, 4 wire cage and reinforced handle socket. No. 900-014 9 inch



Low Cost Paint or Chip Brushes

100% White bristles. Single thickness. Smooth sanded handle with tin ferrule.

Length of Trim: 1 1/2 inches.

No. 230: 1/2 inch
No. 231: 1 inch
No. 232: 1 1/2 inch
No. 233: 2 inch
No. 234: 2 1/2 inch
No. 235: 3 inch



Paint Trays

Bright Metal Tray
No. MET-100 9 inch
Black Plastic Tray
No. PET-100G 9 inch



No. CP1000VP Disposable Dust Mask

Lightweight and comfortable, this mask is easy to breathe through and can be worn with the eye protection devices. Includes its own elastic headband. Designed to reduce exposure to non-toxic nuisance dust and pollens. Sold in cartons of 50 each.



CARPET SHIELD

Carpet Shield is the best temporary carpet protection you can buy. It is a clear, self-adhering protective film for all types of carpeting. Carpet Shield's non-slip surface is a special blend of polyethylene, which is highly resistant to tears or punctures. Ideal during remodeling, painting and moving, it helps minimize clean-up time and damage claims. Available in 24" x 100', 24" x 200' and 36" x 200'.



FLOOR SHIELD

Floor Shield is a self-adhering protective film for hard surfaces, such as tile, marble, granite, vinyl, VCT, laminates and factory finished hardwood. It also can be used to help prevent damage to tubs and counter tops. Ideal for remodeling, painting, moving, model home tours and parties, it is a true multi-purpose product! Available in 24" x 200'

SKID-RESISTANT SHOE COVERS

Protect floors and carpets from dirt, scuffs and heel marks with quick and easy-to-use Shoe Covers. They're skid-resistant, lightweight and disposable.

Available in your choice of retail case pack of 200 individual shoe covers (10 pairs per poly-pack, 10 poly-packs per case) or in a 200 individual shoe cover bulk pack.

They're perfect for: painting, remodeling, estimating, inspections and open houses.



STRAIGHT EDGES & SQUARES

No. 116, No. 117 & No. 118 Flexible Straight Edge
These handy spring steel straight edges are great for working in corners, doorways, and tight areas. The 45 degree angle end makes template work easier.

116: 18"x2"x1/32"
117: 32"x2"x1/32"
118: 39"x2"x1/32"



No. 113 & No. 113S Journeyman Straight Edge
These cold drawn steel straight edges are accurately ground and tested before shipment. Guaranteed to be straight within +/- .005" at the time of sale. Both models have a 45 degree angle end and red painted surfaces to protect against rust.

113: 6'x3"x1/8"
113S: 4'x3"x1/8"



No. 119 & No. 119S Combination Edges
Now, the installer has the advantage of two tools in one. With one side of the tool straight and the other side a Serpent Edge. It is usable for both resilient and carpet purposes.



119: 75"
119S: 36"

No. 115 "T" Square
This cold drawn steel straight edge is accurate within +/- 1/32". Perfect for cutting off the roll. Has a hole for hanging and galvanized for surfaces to protect against rust.



No. 334 & No. 334S Professional Straight Edge
Absolutely accurate and guaranteed to stay straight. These precision ground straight edges are made of special spring steel that will take the rough daily use that flooring tools get.



334: 6'x3"x1/8"
334S: 4'x3"x1/8"

No. 535 & No. 536 Carpet Straight Edges
These straight edges are made from hard extruded anodized aluminum and have a hole at one end for hanging.



535: 36"x2 1/2"x3/16"
536: 72"x2 1/2"x3/16"

No. 540 6' Safety Edge
Made to prevent accidental knife slips, this straight edge is shaped with an upright safety guard and knee rest. The extruded aluminum shape provides and improved, rigid tool.

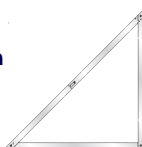


No. 912 & No. 915 Steel Square
The 912 has 1/16" graduations. The 915 has 1/8" graduations. Markings are permanently impressed in the steel. These squares are perfect for patterned sheet goods layout.



912: 12"x8"x1"
915: 24"x16"x2"


No. 45-013 Folding Square
An indispensable tool for marking 45° and 90° angles and checking corner alignment in layout work. Has a positive spring-loaded pin that locks when the square is fully opened. Made from durable yet lightweight aluminum. Easy to fold and has a hang hole for storage. Collapsed dimensions are 4' x 2-1/2" and weighs 4 lbs.



No. AST-30 Adjustable Aluminum Straight Edge
Has 5/16" thick members that have partially beveled edges. It is 19-3/4" long, opens to 37" and is locked in position by simply twisting a knob head screw.



No. 48-RS 50" Long Rigid Steel Straight Edge
No. 75-RS 75" Long Rigid Steel Straight Edge
Specially made for sheet goods flooring work, Gundlach craftsmanship is applied to make these tools straight and parallel. Prove this to yourself by putting two of them together. They are 2-1/2" wide x 1/8" thick and just heavy enough to hug the floor nicely. The hard steel resists knife blade wear, and it is heat treated to prevent the loss of accuracy from dropping or other abuse. Finished in a pleasing eye strain saving green. Nail holes are provided on one end, and the opposite end of the straight edge is cut on an accurate 45° angle for miter work. Dimensions listed are actual overall lengths.



No. 75-T 75" Long Steel T-Square
Specially made for sheet goods flooring work, Gundlach craftsmanship is applied to make these tools straight and parallel. Prove this to yourself by putting two of them together. They are 2-1/2" wide x 1/8" thick and just heavy enough to hug the floor nicely. The hard steel resists knife blade wear, and it is heat treated to prevent the loss of accuracy from dropping or other abuse. Finished in a pleasing eye strain saving green. Nail holes are provided on one end, and the opposite end of the straight edge is cut on an accurate 45° angle for miter work. Dimensions listed are actual overall lengths. T-Square heads are 14-1/2" long and are plug welded for strength.



No. ASE-48 48" Long Aluminum Straight Edge
For use with carpet, the corrugated back prevents creeping of the straight edge and allows sliding in a straight line direction. Made from hardened aircraft aluminum alloy with a clear anodized finish, these straight edges are lightweight. One end has a 45° miter, and a nail hole is provided in the other end. Both are 2-1/2" wide x 1/8" thick and are economically priced.



No. 39-FS 39" Flexible Straight Edge
Ideal for small spaces like doorways, halls and closets. Also used for feature strip cove, and wall work. The nature of this tempered and blued spring steel means these Flexible Steel Straight Edges will not be as accurate as our Rigid Steel Straight Edges. These are 2" wide, and at .028" thick, can be coiled for carrying in a tool box. One end has a 45° miter, and a nail hole is provided in the other end.



45-500 - Steel Carpenter's Squares Features & Benefits:

- High-quality hardened steel for durability and long life
- Embossed graduations for easy reading on face and back
- Reverse reading scale makes measuring more efficient
- Treated with a clear, protective finish that resists rust



45-912 - 12" Steel Square Features & Benefits:

- High-quality hardened steel for durability and long life
- Embossed graduations for easy reading on face and back
- Reverse reading scale makes measuring more efficient
- Treated with a clear, protective finish that resists rust



46-060 - Quick Square® Pocket Square Features & Benefits:

- ABS plastic body holds up to heavy-duty use
- Versatile layout tool works as a rafter square, try square, protractor, or power saw guide
- Comes with detailed instruction book



TOILET INSTALLATION ITEMS



BRASS-PLATED STEEL BOLTS
2 Plated PRO-BOLTS, 2 steel round washers, 2 nickel-plated nuts, and 2 "FAST-SET" washers.
PB-4S 1/4" X 2 1/4"
SOLID BRASS BOLTS
2 brass "Break-A-Way" PRO BOLTS, 2 brass washers, 2 brass nuts, 2 "FAST-SET"

washers.
PB-4B 1/4" X 2 1/4"

Steeleline™ Stainless Steel Faucet Connectors with Brass Inserts for Texas Flare Valve (with brass ballcock nut)



1/2 in. Flare x 7/8 in. Ballcock
Available Lengths: 12 in.

Stainless steel braid reinforced flexible connectors with brass inserts. Including the braid reinforcement, the hose is approximately .52 in. OD. UPC certified.



WG-P Poly Flange Toilet Bowl Calk
Fast release for easy installation. It's large size, advanced packaging and ease of use make installation easier than ever.
POLYFLANG CALK WG -P JUMBO SIZE
Fits 3" DWV & 4" Soil Pipe.

WG-8 Super 8 Toilet Bowl Calk
Fast release for easy installation.
"Worlds Finest", 25 year durability.



TROWELS & FLOATS

10 1/2 X 4 1/2 Finishing Trowel w/ Curved Wood Handle

- Highest grade hardened and tempered spring steel blade, properly shaped
- Aluminum alloy Xtralite® mounting is lightweight but very strong
 - Beveled work edges prevent surface aggregate popping
- Resilient DuraSoft® handle provides a soft feel, reduces fatigue, and offers excellent durability
- U.S. Patent Nos. 5,522,111 and 5,713,096
 - Part #MXS91



10 1/2 X 4 1/2 Finishing Trowel w/ Curved DuraSoft® Handle

- Highest grade hardened and tempered spring steel blade, properly shaped
- Aluminum alloy Xtralite® mounting is lightweight but very strong
 - Beveled work edges prevent surface aggregate popping
- Resilient DuraSoft® handle provides a soft feel, reduces fatigue, and offers excellent durability
- U.S. Patent Nos. 5,522,111 and 5,713,096
 - Part #MXS91D



14 X 4 Finishing Trowel w/ Curved DuraSoft® Handle

- Highest grade hardened and tempered spring steel blade, properly shaped
- Aluminum alloy Xtralite® mounting is lightweight but very strong
 - Beveled work edges prevent surface aggregate popping
- Resilient DuraSoft® handle provides a soft feel, reduces fatigue, and offers excellent durability
- U.S. Patent Nos. 5,522,111 and 5,713,096
 - Part #MXS64D



16 X 4 Finishing Trowel w/ Curved DuraSoft® Handle

- Highest grade hardened and tempered spring steel blade, properly shaped
- Aluminum alloy Xtralite® mounting is lightweight but very strong
 - Beveled work edges prevent surface aggregate popping
- Resilient DuraSoft® handle provides a soft feel, reduces fatigue, and offers excellent durability
- U.S. Patent Nos. 5,522,111 and 5,713,096
 - Part #MXS66D



16 X 4 Flipper™ Notched Trowel-1/8 X 1/8 X 1/16 Flat 'V'

- Additional notches lengthen useful life of trowel
- Hard tempered steel blade with strong aluminum alloy mounting
- Notch width = 1/8", Notch Depth = 1/8", Space between notches = 1/16"
- Can be used by left or right handed users
- Meters glue in both troweling directions
 - Features popular DuraSoft® handle
 - Part #DU648SD

**11 X 4 1/2 Notched Trowel-1/4 X 1/4 X 1/4 SQ w/Curved DuraSoft® Handle**

- Cast aluminum alloy mounting is securely attached with rivets to the tempered steel blade
- The hardest blade available, making them last longer
- Notch style and size help to control depth and amount of adhesive applied
- Notch width = 1/4", Notch depth = 1/4", Space between notches = 1/4"
 - Used to spread adhesive or mastic on the base surface before laying tile, carpet, or other floor coverings
- Resilient DuraSoft® handle provides a soft feel, reduces fatigue, and offers excellent durability
 - U.S. Patent Nos. 5,522,111 and 5,713,096
 - Part #702SD

**11 X 4 1/2 Notched Trowel-1/4 X 1/4 X 1/4 SQ w/Curved DuraSoft® Handle-Left Handed**

- Aluminum alloy mounting riveted to a hard tempered steel blade
- The left handed notched trowels have a resilient, curved DuraSoft® handle to provide excellent durability and to reduce fatigue
 - Used to spread adhesive or mastic on the base surface before laying tile, carpet, or other floor coverings
- Notch style and size help to control depth and amount of adhesive applied
- Notch width = 1/4", Notch depth = 1/4", Space between notches = 1/4"
- U.S. Patent Nos. 5,522,111 and 5,713,096
 - Part #702SDL

**11 X 4 1/2 Notched Trowel-1/4 X 3/8 X 1/4 'U' w/Curved DuraSoft® Handle**

- "U" notches developed in conjunction with NTCA Technical Committee
- Cast aluminum alloy mounting is securely attached with rivets to the tempered steel blade
 - The hardest blade available, making them last longer
- Notch style and size help to control depth and amount of adhesive applied
- Notch width = 1/4", Notch depth = 3/8", Space between notches = 1/4"
 - Used to spread adhesive or mastic on the base surface before laying tile, carpet, or other floor coverings
- Resilient DuraSoft® handle provides a soft feel, reduces fatigue, and offers excellent durability
 - U.S. Patent Nos. 5,522,111 and 5,713,096
 - Part #716SD

**11 X 4 1/2 Notched Trowel-1/4 X 1/2 X 1/4 'U' w/Curved DuraSoft® Handle**

- "U" notches developed in conjunction with NTCA Technical Committee
- Cast aluminum alloy mounting is securely attached with rivets to the tempered steel blade
 - The hardest blade available, making them last longer
- Notch style and size help to control depth and amount of adhesive applied
- Notch width = 1/4", Notch depth = 1/2", Space between notches = 1/4"
 - Used to spread adhesive or mastic on the base surface before laying tile, carpet, or other floor coverings
- Resilient DuraSoft® handle provides a soft feel, reduces fatigue, and offers excellent durability
 - U.S. Patent Nos. 5,522,111 and 5,713,096
 - Part #717SD

**11 X 4 1/2 Notched Trowel-1/4 X 1/4 X 1/4 'U' w/Curved DuraSoft® Handle**

- "U" notches developed in conjunction with NTCA Technical Committee
- Cast aluminum alloy mounting is securely attached with rivets to the tempered steel blade
 - The hardest blade available, making them last longer
- Notch style and size help to control depth and amount of adhesive applied
- Notch width = 1/4", Notch depth = 1/4", Space between notches = 1/4"
 - Used to spread adhesive or mastic on the base surface before laying tile, carpet, or other floor coverings.
- Resilient DuraSoft® handle provides a soft feel, reduces fatigue, and offers excellent durability
 - U.S. Patent Nos. 5,522,111 and 5,713,096
 - Part #718SD



11 X 4 1/2 Notched Trowel-3/4 X 9/16 X 3/8 'U' w/Curved DuraSoft® Handle

- "U" notches developed in conjunction with NTCA Technical Committee
 - Cast aluminum alloy mounting is securely attached with rivets to the tempered steel blade
 - The hardest blade available, making them last longer
- Notch style and size help to control depth and amount of adhesive applied
- Notch width = 3/4", Notch depth = 9/16", Space between notches = 3/8"
 - Used to spread adhesive or mastic on the base surface before laying tile, carpet, or other floor coverings
- Resilient DuraSoft® handle provides a soft feel, reduces fatigue, and offers excellent durability
 - U.S. Patent Nos. 5,522,111 and 5,713,096
 - Part #719SD



11 X 4 1/2 Notched Trowel-1/16 X 1/16 X 1/16 SQ w/Curved DuraSoft® Handle-Left Handed

- Aluminum alloy mounting riveted to a hard tempered steel blade
- The left handed notched trowels have a resilient, curved DuraSoft® handle to provide excellent durability and to reduce fatigue
- Used to spread adhesive or mastic on the base surface before laying tile, carpet, or other floor coverings
- Notch style and size help to control depth and amount of adhesive applied
- Notch width = 1/16", Notch depth = 1/16", Space between notches = 1/16"
 - U.S. Patent Nos. 5,522,111 and 5,713,096
 - Part #761SDL



11 X 4 1/2 Notched Trowel-3/32 X 3/32 X 3/32 Flat 'V'w/Curved DuraSoft® Handle-Left Hand

- Aluminum alloy mounting riveted to a hard tempered steel blade
- The left handed notched trowels have a resilient, curved DuraSoft® handle to provide excellent durability and to reduce fatigue
- Used to spread adhesive or mastic on the base surface before laying tile, carpet, or other floor coverings
- Notch style and size help to control depth and amount of adhesive applied
- Notch width = 3/32", Notch depth = 3/32", Space between notches = 3/32"
 - U.S. Patent Nos. 5,522,111 and 5,713,096
 - Part #765SDL



11 X 4 1/2 Notched Trowel-1/16 X 1/32 X 1/32 'U'w/Curved DuraSoft® Handle-Left Handed

- Aluminum alloy mounting riveted to a hard tempered steel blade
- The left handed notched trowels have a resilient, curved DuraSoft® handle to provide excellent durability and to reduce fatigue
- Used to spread adhesive or mastic on the base surface before laying tile, carpet, or other floor coverings
- Notch style and size help to control depth and amount of adhesive applied
- Notch width = 1/16", Notch depth = 1/32", Space between notches = 1/32"
 - U.S. Patent Nos. 5,522,111 and 5,713,096
 - Part #766SD



11 X 4 1/2 Notched Trowel-1/4 X 3/8 X 1/4 SQ w/Curved DuraSoft® Handle-Left Handed

- Aluminum alloy mounting riveted to a hard tempered steel blade
- The left handed notched trowels have a resilient, curved DuraSoft® handle to provide excellent durability and to reduce fatigue
- Used to spread adhesive or mastic on the base surface before laying tile, carpet, or other floor coverings
- Notch style and size help to control depth and amount of adhesive applied
- Notch width = 1/4", Notch depth = 1/4", Space between notches = 1/4"
 - U.S. Patent Nos. 5,522,111 and 5,713,096
 - Part #776SDL



11 X 4 1/2 Notched Trowel-1/4 X 3/16 'V' w/Curved DuraSoft® Handle-Left Handed

- Aluminum alloy mounting riveted to a hard tempered steel blade
- The left handed notched trowels have a resilient, curved DuraSoft® handle to provide excellent durability and to reduce fatigue
- Used to spread adhesive or mastic on the base surface before laying tile, carpet, or other floor coverings
- Notch style and size help to control depth and amount of adhesive applied
 - Notch depth = 1/4", Notch width = 3/16"
 - U.S. Patent Nos. 5,522,111 and 5,713,096
 - Part #780SDL



11 x 4 1/2 Notch Trowel □ 3/8x3/8x3/8 SQ w/Curved Wood Handle

- Cast aluminum alloy mounting is securely attached with rivets to the tempered steel blade
- The hardest blade available, making them last longer
- Notch style and size help to control depth and amount of adhesive applied
- Used to spread adhesive or mastic on the base surface before laying tile, carpet, or other floor coverings
 - Curved wooden handle
 - Part #5779S



11 X 4 1/2 Notched Trowel-1/2 X 15/32 'V' w/Curved DuraSoft® Handle

- Cast aluminum alloy mounting is securely attached with rivets to the tempered steel blade
- The hardest blade available, making them last longer
- Notch style and size help to control depth and amount of adhesive applied
- Notch depth = 1/2", Notch width = 15/32"
 - Used to spread adhesive or mastic on the base surface before laying tile, carpet, or other floor coverings
- Resilient DuraSoft® handle provides a soft feel, reduces fatigue, and offers excellent durability



- U.S. Patent Nos. 5,522,111 and 5,713,096
- Part #770SD

11 X 4 1/2 Notched Trowel-1/2 X 1/2 X 1/2 SQ w/Curved DuraSoft® Handle

- Cast aluminum alloy mounting is securely attached with rivets to the tempered steel blade
- The hardest blade available, making them last longer
- Notch style and size help to control depth and amount of adhesive applied
 - Used to spread adhesive or mastic on the base surface before laying tile, carpet, or other floor coverings
- Resilient DuraSoft® handle provides a soft feel, reduces fatigue, and offers excellent durability
 - U.S. Patent Nos. 5,522,111 and 5,713,096
 - Part #775SD



11 X 4 1/2 Notched Trowel-1/4 X 3/8 X 1/4 SQ w/Curved DuraSoft® Handle

- Cast aluminum alloy mounting is securely attached with rivets to the tempered steel blade
- The hardest blade available, making them last longer
- Notch style and size help to control depth and amount of adhesive applied
- Notch width = 1/4", Notch depth = 3/8", Space between notches = 1/4"
- Used to spread adhesive or mastic on the base surface before laying tile, carpet, or other floor coverings
- Resilient DuraSoft® handle provides a soft feel, reduces fatigue, and offers excellent durability
 - U.S. Patent Nos. 5,522,111 and 5,713,096
 - Part #776SD



11 X 4 1/2 Notched Trowel-1/4 X 3/16 'V' w/Curved DuraSoft® Handle

- Cast aluminum alloy mounting is securely attached with rivets to the tempered steel blade
- The hardest blade available, making them last longer
- Notch style and size help to control depth and amount of adhesive applied
 - Notch depth = 1/4", Notch width = 3/16"
- Used to spread adhesive or mastic on the base surface before laying tile, carpet, or other floor coverings
- Resilient DuraSoft® handle provides a soft feel, reduces fatigue, and offers excellent durability
 - U.S. Patent Nos. 5,522,111 and 5,713,096
 - Part #780SD



11 X 4 1/2 Notch Trowel-3/8 X 3/8 X 3/8 SQ w/Curved DuraSoft® Handle

- Cast aluminum alloy mounting is securely attached with rivets to the tempered steel blade
- The hardest blade available, making them last longer
- Notch style and size help to control depth and amount of adhesive applied
- Used to spread adhesive or mastic on the base surface before laying tile, carpet, or other floor coverings
- Resilient DuraSoft® handle provides a soft feel, reduces fatigue, and offers excellent durability
 - U.S. Patent Nos. 5,522,111 and 5,713,096
 - Part #5779SD



16 X 4 Notched Trowel-1/4 X 3/16 'V' w/Curved DuraSoft® Handle

- Aluminum alloy mounting riveted to a hard tempered steel blade
- Available with comfortable DuraSoft® handle or hardwood handle securely attached
- Used to spread adhesive or mastic on the base surface before laying tile, carpet, or other floor coverings
- Notch style and size help to control depth and amount of adhesive applied
 - Notch depth = 1/4", Notch width = 3/16"
 - U.S. Patent Nos. 5,522,111 and 5,713,096
 - Part #708SD



16 X 4 Notched Trowel-1/4 X 3/8 X 1/4 SQ w/Curved DuraSoft® Handle

- Aluminum alloy mounting riveted to a hard tempered steel blade
- Resilient DuraSoft® handle provides a soft feel, reduces fatigue, and offers excellent durability
 - Curved handle
- Used to spread adhesive or mastic on the base surface before laying tile, carpet, or other floor coverings
- Notch style and size help to control depth and amount of adhesive applied
- Notch width = 1/4", Notch Depth = 3/8", Space between notches = 1/4"
 - U.S. Patent Nos. 5,522,111 and 5,713,096
 - Part #709SD



16 X 4 Notched Trowel-1/4 X 1/4 X 1/4 SQ w/Curved DuraSoft® Handle

- Aluminum alloy mounting riveted to a hard tempered steel blade
- Resilient DuraSoft® handle provides a soft feel, reduces fatigue, and offers excellent durability
 - Curved handle
- Used to spread adhesive or mastic on the base surface before laying tile, carpet, or other floor coverings
- Notch style and size help to control depth and amount of adhesive applied



16 X 4 Notched Trowel-1/2 X 1/2 X 1/2 SQ w/Curved DuraSoft® Handle

- Aluminum alloy mounting riveted to a hard tempered steel blade
- Resilient DuraSoft® handle provides a soft feel, reduces fatigue, and offers excellent durability
 - Curved handle
- Used to spread adhesive or mastic on the base surface before laying tile, carpet, or other floor coverings
- Notch style and size help to control depth and amount of adhesive applied



- Notch width = 1/4", Notch Depth = 1/4", Space between notches = 1/4"
- U.S. Patent Nos. 5,522,111 and 5,713,096
- Part #710SD

- applied
- Notch width = 1/2", Notch Depth = 1/2", Space between notches = 1/2"
 - U.S. Patent Nos. 5,522,111 and 5,713,096
 - Part #711SD

16 X 4 BS Notched Trowel-1/16 X 1/16 X 1/16 SQ w/Curved Wood Handle

- Blade made of blue steel
- Features 10 degree cut-back front
- Notch width = 1/16", Notch Depth = 1/16", Space between notches = 1/16"
- Part #NT982



16 X 4 BS Notched Trowel-3/32 X 3/32 X 3/32 Flat 'V' w/Curved Wood Handle

- Blade made of blue steel
- Features 10 degree cut-back front
- Notch width = 3/32", Notch Depth = 3/32", Space between notches = 3/32"
- Part #NT983



11 X 4 1/2 Notched Trowel-3/16 X 5/32 'V' w/Curved Wood Handle

- Aluminum alloy mounting attached to a hard tempered steel blade
- Curved handle of smooth hardwood
- Used to spread adhesive or mastic on the base surface before laying tile, carpet, or other floor coverings
- Notch style and size help to control depth and amount of adhesive applied
 - Notch size = 3/16 X 5/32
 - Notch style = 'V'
 - Application = ceramic wall tile
- Notch dimensions are: notch width X notch depth X space between notches
- Part #NT971



16 X 4 BS Notched Trowel-1/16 X 1/32 X 1/32 'U' w/Curved Wood Handle

- Blade made of blue steel
- Features 10 degree cut-back front
- Notch width = 1/16", Notch Depth = 1/32", Space between notches = 1/32"
- Part #NT984



11 X 4 1/2 Notched Trowel-1/4 X 1/4 X 1/4 SQ w/Curved Wood Handle

- Aluminum alloy mounting attached to a hard tempered steel blade
- Curved handle of smooth hardwood
- Used to spread adhesive or mastic on the base surface before laying tile, carpet, or other floor coverings
- Notch style and size help to control depth and amount of adhesive applied
 - Notch size = 1/4 X 1/4 X 1/4
 - Notch style = SQ
 - Application = ceramic floor tile
- Notch dimensions are: notch width X notch depth X space between notches
- Part #NT973



11 X 4 1/2 Notched Trowel-1/16 X 1/16 X 1/16 SQ w/Curved Wood Handle

- Aluminum alloy mounting attached to a hard tempered steel blade
- Curved handle of smooth hardwood
- Used to spread adhesive or mastic on the base surface before laying tile, carpet, or other floor coverings
- Notch style and size help to control depth and amount of adhesive applied
 - Notch size = 1/16 X 1/16 X 1/16
 - Notch style = SQ
 - Application = linoleum, vinyl, and asphalt tile
- Notch dimensions are: notch width X notch depth X space between notches
- Part #NT972



11 X 4 1/2 Notched Trowel-1/4 X 3/8 X 1/4 SQ w/Curved Wood Handle

- Aluminum alloy mounting attached to a hard tempered steel blade
- Curved handle of smooth hardwood
- Used to spread adhesive or mastic on the base surface before laying tile, carpet, or other floor coverings
- Notch style and size help to control depth and amount of adhesive applied
 - Notch size = 1/4 X 3/8 X 1/4
 - Notch style = SQ
 - Application = ceramic floor tile
- Notch dimensions are: notch width X notch depth X space between notches
- Part #NT976



11 X 4 1/2 Notched Trowel-1/4 X 3/16 'V' w/Curved Wood Handle

- Aluminum alloy mounting attached to a hard tempered steel blade
- Curved handle of smooth hardwood
- Used to spread adhesive or mastic on the base surface before laying tile, carpet, or other floor coverings
- Notch style and size help to control depth and amount of adhesive applied
 - Notch style = 1/4 X 3/16
 - Notch style = 'V'
 - Application = ceramic wall tile



11 X 4 1/2 Notched Trowel-1/2 X 1/2 X 1/2 SQ w/Curved Wood Handle

- Aluminum alloy mounting attached to a hard tempered steel blade
- Curved handle of smooth hardwood
- Used to spread adhesive or mastic on the base surface before laying tile, carpet, or other floor coverings
- Notch style and size help to control depth and amount of adhesive applied
 - Notch size = 1/2 X 1/2 X 1/2
 - Notch style = SQ
 - Application = ceramic floor tile



- Notch dimensions are: notch width X notch depth X space between notches
 - Part #NT981

16 X 4 BS Notched Trowel-1/8 X 1/8 X 1/16 Flat 'V' w/Curved Wood Handle

- Blade made of blue steel
- Features 10 degree cut-back front
- Notch width = 1/8", Notch Depth = 1/8", Space between notches = 1/16"
 - Part #NT985



- Notch dimensions are: notch width X notch depth X space between notches
 - Part #NT975

11 X 4 1/2 Notched Trowel-1/16 X 1/16 X 1/16 SQ w/Curved DuraSoft® Handle

- Cast aluminum alloy mounting is securely attached with rivets to the tempered steel blade
- For resilient flooring and carpet
- Used to spread adhesive or mastic on the base surface before laying tile, carpet, or other floor coverings
- Notch style and size help to control depth of adhesive applied
- Notch width = 1/16", Notch Depth = 1/16", Space between notches = 1/16"
 - Features a 10 degree cut back blade on front end
 - U.S. Patent Nos. 5,522,111 and 5,713,096
 - Part #761SD



11 X 4 1/2 Cutback Notched Trowel-1/8 X 1/8 X 1/16 'U' w/Curved DuraSoft® Handle

- Cast aluminum alloy mounting is securely attached with rivets to the tempered steel blade
- For resilient flooring and carpet
 - Used to spread adhesive or mastic on the base surface before laying tile, carpet, or other floor coverings
 - Notch style and size help to control depth of adhesive applied
- Notch width = 1/8", Notch Depth = 1/8", Space between notches = 1/16"
 - Features a 10 degree cut back blade on front end
 - U.S. Patent Nos. 5,522,111 and 5,713,096
 - Part # 762SD



11 X 4 1/2 Cutback Notched Trowel- 1/8 X 1/8 X 1/16 Flat 'V'w/DuraSoft® Handle

- Cast aluminum alloy mounting is securely attached with rivets to the tempered steel blade
- For resilient flooring and carpet
- Used to spread adhesive or mastic on the base surface before laying tile, carpet, or other floor coverings
- Notch style and size help to control depth of adhesive applied
- Notch width = 1/8", Notch Depth = 1/8", Space between notches = 1/16"
 - Features a 10 degree cut back blade on front end
 - U.S. Patent Nos. 5,522,111 and 5,713,096
 - Part #763SD



11 X 4 1/2 Cutback Notched Trowel-1/8 X 3/16 X 1/8 'U' w/Curved DuraSoft® Handle

- Cast aluminum alloy mounting is securely attached with rivets to the tempered steel blade
 - For resilient flooring and carpet
- Used to spread adhesive or mastic on the base surface before laying tile, carpet, or other floor coverings
- Notch style and size help to control depth of adhesive applied
- Notch width = 1/8", Notch Depth = 3/16", Space between notches = 1/8"
 - Features a 10 degree cut back blade on front end
 - U.S. Patent Nos. 5,522,111 and 5,713,096
 - Part #: 764SD



11 X 4 1/2 Cutback Notched Trowel-3/32 X 3/32 X 3/32 Flat 'V'w/DuraSoft® Handle

- Cast aluminum alloy mounting is securely attached with rivets to the tempered steel blade
 - For resilient flooring and carpet
- Used to spread adhesive or mastic on the base surface before laying tile, carpet, or other floor coverings
- Notch style and size help to control depth of adhesive applied
- Notch width = 3/32", Notch Depth = 3/32", Space between notches = 3/32"
 - Features a 10 degree cut back blade on front end
 - U.S. Patent Nos. 5,522,111 and 5,713,096
 - Part #: 765SD



11 X 4 1/2 Cutback Notched Trowel-1/16 X 1/32 X 1/32 'U' w/Curved DuraSoft® Handle

- Cast aluminum alloy mounting is securely attached with rivets to the tempered steel blade
 - For resilient flooring and carpet
- Used to spread adhesive or mastic on the base surface before laying tile, carpet, or other floor coverings
- Notch style and size help to control depth of adhesive applied
- Notch width = 1/16", Notch Depth = 1/32", Space between notches = 1/32"
 - Features a 10 degree cut back blade on front end



11 X 4 1/2 Notched Trowel-1/4 X 1/8 X 1/4 SQ w/Curved DuraSoft® Handle

- Cast aluminum alloy mounting is securely attached with rivets to the tempered steel blade
 - For resilient flooring and carpet
- Used to spread adhesive or mastic on the base surface before laying tile, carpet, or other floor coverings
- Notch style and size help to control depth of adhesive applied
- Notch width = 1/4", Notch Depth = 1/8", Space between notches = 1/4"
 - Features a 10 degree cut back blade on front end
 - U.S. Patent Nos. 5,522,111 and 5,713,096
 - Part #767SD



- U.S. Patent Nos. 5,522,111 and 5,713,096
- Part #: 766SD

11 X 4 1/2 Notched Trowel-1/16 X 1/16 X 1/16 SQ w/Curved Wood Handle

- For resilient flooring and carpet
- 10 degree cut back blade on front end
- Aluminum alloy mounting secured to a tempered steel blade
 - Curved wood handle
- Notch width = 1/16", Notch Depth = 1/16", Space between notches = 1/16"
- Part #NT991



11 X 4 1/2 Notched Trowel-1/8 X 1/8 X 1/16 'U' w/Curved Wood Handle

- For resilient flooring and carpet
- 10 degree cut back blade on front end
- Aluminum alloy mounting secured to a tempered steel blade
 - Curved wood handle
- Notch width = 1/8", Notch Depth = 1/8", Space between notches = 1/16"
- Part #NT992



11 X 4 1/2 Notched Trowel-1/8 X 1/8 X 1/16 Flat 'V' w/Curved Wood Handle

- For resilient flooring and carpet
- 10 degree cut back blade on front end
- Aluminum alloy mounting secured to a tempered steel blade
 - Curved wood handle
- Notch width = 1/8", Notch Depth = 1/8", Space between notches = 1/16"
- Part #NT993



11 X 4 1/2 Notched Trowel-1/8 X 3/16 X 1/8 'U' w/Curved Wood Handle

- For resilient flooring and carpet
- 10 degree cut back blade on front end
- Aluminum alloy mounting secured to a tempered steel blade
 - Curved wood handle
- Notch width = 1/8", Notch Depth = 3/16", Space between notches = 1/8"
- Part #NT994



11 X 4 1/2 Notched Trowel-3/32 X 3/32 X 3/32 Flat 'V' w/Curved Wood Handle

- For resilient flooring and carpet
- 10 degree cut back blade on front end
- Aluminum alloy mounting secured to a tempered steel blade
 - Curved wood handle
- Notch width = 3/32", Notch Depth = 3/32", Space between notches = 3/32"
- Part #NT995



11 X 4 1/2 Notched Trowel-1/16 X 1/32 X 1/32 'U' w/Curved Wood Handle

- For resilient flooring and carpet
- 10 degree cut back blade on front end
- Aluminum alloy mounting secured to a tempered steel blade
 - Curved wood handle
- Notch width = 1/16", Notch Depth = 1/32", Space between notches = 1/32"
- Part #NT996



11 X 4 1/2 Notched Trowel-1/4 X 1/8 X 1/4 SQ w/Curved Wood Handle

- For resilient flooring and carpet
- 10 degree cut back blade on front end
- Aluminum alloy mounting secured to a tempered steel blade
 - Curved wood handle
- Notch width = 1/4", Notch Depth = 1/8", Space between notches = 1/4"
- Part #NT997



11 X 4 1/2 Notched Trowel-1/8 X 1/8 X 1/8 'U' w/Curved Wood Handle

- For resilient flooring and carpet
- 10 degree cut back blade on front end
- Aluminum alloy mounting secured to a tempered steel blade
 - Curved wood handle
- Notch width = 1/8", Notch Depth = 1/8", Space between notches = 1/8"
- Part #NT998



11 X 4 1/2 Notched Trowel-1/16 X 1/32 X 1/16 'U' w/Plastic Handle

- Black plastic handle
- Used to spread adhesive or mastic on the base surface before laying tile, carpet, or other floor coverings
- Notch width = 1/16", Notch Depth = 1/32", Space between notches = 1/16"
- Part #221



11 X 4 1/2 Notched Trowel-1/16 X 1/16 X 1/16 SQ w/Plastic Handle

- Black plastic handle
- Used to spread adhesive or mastic on the base surface before laying tile, carpet, or other floor coverings
- Notch width = 1/16", Notch Depth = 1/16", Space between notches = 1/16"
- Part #222



11 X 4 1/2 Notched Trowel-1/8 X 1/8 X 1/16 Flat 'V' w/Plastic Handle

- Black plastic handle
- Used to spread adhesive or mastic on the base surface before laying tile, carpet, or other floor coverings
- Notch width = 1/8", Notch Depth = 1/8", Space between notches = 1/16"
- Part #223



11 X 4 1/2 Notched Trowel-1/4 X 3/16 'V' w/Plastic Handle

- Black plastic handle
- Used to spread adhesive or mastic on the base surface before laying tile, carpet, or other floor coverings
- Notch depth = 1/4", Notch width = 3/16"
- Part #225



11 X 4 1/2 Notched Trowel-1/4 X 1/4 X 1/4 SQ w/Plastic Handle

- Black plastic handle
- Used to spread adhesive or mastic on the base surface before laying tile, carpet, or other floor coverings
- Notch width = 1/4", Notch Depth = 1/4", Space between notches = 1/4"
- Part #226

5 X 2 Notched Margin Trowel w/Wood Handle; 1/4 X 1/4 X 1/4 SQ.

- Forged from a single piece of highest grade tool steel
- Tempered, ground, and polished from toe to heel
- Hardwood handle with a polished steel ferrule
- Notch width = 1/4", Notch depth = 1/4", Space between notches = 1/4"
- Part #52SN

**5 X 2 Margin Trowel w/DuraSoft® Handle**

- Forged from a single piece of high carbon steel
- Tempered, ground, and polished from toe to heel
- Resilient DuraSoft® handle
- U.S. Patents - 5,327,612 & 5,446,941
- Part #52D

**5 X 2 Notched Margin Trowel w/Wood Handle; 1/4 X 3/16 "V"**

- Forged from a single piece of highest grade tool steel
- Tempered, ground, and polished from toe to heel
- Hardwood handle with a polished steel ferrule
- Notch depth = 1/4", Notch width = 3/16"
- Part #52VN

**5" X 2" Margin Trowel w/ Wooden Handle**

- Forged from a single piece of high carbon steel
- Tempered, ground, and polished from toe to heel
- Hardwood handle
- Part #52

**5 X 1 1/2 Margin Trowel w/ Wooden Handle**

- Forged from a single piece of high carbon steel
- Tempered, ground, and polished from toe to heel
- Hardwood handle
- Part #54

**5 X 1 1/2 Margin Trowel w/DuraSoft® Handle**

- Forged from a single piece of high carbon steel
- Tempered, ground, and polished from toe to heel
- Resilient DuraSoft® handle
- U.S. Patents - 5,327,612 & 5,446,941
- Part #54D

**6 X 2 Margin Trowel w/ Wooden Handle**

- Forged from a single piece of high carbon steel
- Tempered, ground, and polished from toe to heel
- Hardwood Handle
- Part #56

**6 In x 2 In Margin Trowel-DuraSoft Handle**

- Single Piece Forging From High Carbon Steel
- Blade Is Taper Ground For Optimal Flexibility and Feel
- Handle Rise Is Set For Correct Hang and Balance
- Durasoft® Handle Provides a Soft Feel, Reduces Fatigue and Offers Excellent Durability
- Part #56D

**8" x 2" Margin Trowel with Wood Handle**

- Forged from a single piece of highest grade tool steel for unsurpassed strength
- Tempered, ground, and polished from toe to heel
- Hardwood handle with metal ferrule
- Part #58

**12 X 3 1/8" Beveled End Magnesium Hand Floats w/DuraSoft® Handle**

- Extruded from very hard, durable, lightweight magnesium
- Our most popular float design
- Comfortable handle is positioned to give the tool perfect balance
- Handles are secured with torque pad screws that will not back out
- Recommended for use with air entrained concrete
- Magnesium floats produce a smoother finish than wood
- Resilient DuraSoft® handle provides a soft feel, reduces fatigue, and offers excellent durability
- Part #142D

**16 X 3 1/8" Beveled End Magnesium Hand Floats w/DuraSoft® Handle**

- Extruded from very hard, durable, lightweight magnesium
- Our most popular float design
- Comfortable handle is positioned to give the tool perfect balance
- Handles are secured with torque pad screws that will not back out
- Recommended for use with air entrained concrete
- Magnesium floats produce a smoother finish than wood
- Resilient DuraSoft® handle provides a soft feel, reduces fatigue, and offers excellent durability
- Part #145D



No. 70922 Margin Float
1/8" gum rubber pad on lightweight foam pad
Great for hard to reach places
6" x 2" pad



No. 81310 UWF-1
Ultralight™ Wall Float (green surface)

No. 81320 UWF-2
Ultralight™ Wall Float (beige surface)

No. 81330 UMF-1
Multipurpose float (black pad)

No. 81340 EMF-1

Economy Float (black pad)

Comfortable, lightweight and wear resistant, these floats have a molded plastic handle with no aluminum base to mar or scratch tile surfaces.

No. 81400 UFF-2000 Ultralight™ Epoxy Floor Float 3-7/8" x 10-7/16" (solid green pad)

No. 81410 UWF-1-2000 Ultralight™ Wall Float 3-3/4" x 12-3/4" (green surface)

No. 81450 UOWF-2000 Ultralight™ Oversized Wall Float 12-3/4" x 3-3/4" (green surface)



Barwalt floats are built tough to last longer than other floats. These are top of the line and the ones professionals prefer! Our handle shape is a favorite of professionals the world over, but we have gone one step further and over-molded the handle with a cushioned material that will give you a firm, comfortable grip like no other.

Platinum Grout Float

Unlike ordinary grout floats, our solid Polypropylene™ float is built to last, it doesn't have layers of material to peel apart. The combination of a soft material and a sharp edge leaves less grout behind, making clean-up faster and easier. Instead of a traditional D-shaped handle, our specially designed handle gives comfort in either hand and it's long enough to fit both hands. Offset handle means no reason for a second float to grout hard-to-reach areas.



UNDERCUT, TOE KICK, HACK SAWS & EXTENSION CORDS

No. 555 Multi-Undercut Saw

This versatile saw undercuts along walls, door jambs, under toe spaces, and will also fully undercut inside corners. The height of cut is easily adjustable from flush to one inch above the floor. The large, flat base prevents tipping and assures accurate, level cutting. The dual-angle depth gauge allows undercutting at a "straight-on" or a 45 degree angle. The visual scale provides precision depth control at 1/8" increments.



Each saw comes with a

36-tooth No. 556 Blade

The blade is bell-shaped for added rigidity and should not be used on any other saw. Also comes with custom molded carrying case and a hex key for blade removal. Detailed instructions and a one-year guarantee are included.



No. 812 Super Saw Kit

Our completely redesigned Super Saw now has the most features and power available of any undercutting saw. The 13 amp. motor and 6 1/2" diameter flush-cutting blade can fully undercut the inside corner even in extremely tight areas. Doors as thick as 1 3/4" can be undercut without removal. Blade is adjustable from a flush cut to a maximum of 1 1/4" off the floor.



The vacuum fitting for duct control can save a lot of clean up (vacuum not included). The retractable stabilizer provides a smooth, solid

feel under load. Comes with carrying case, carbide blade, masonry blade and instructions.

No. 825 Heavy Duty Undercut Saw

This saw has a larger 6 1/2" diameter blade that can undercut doors in place and comes with a masonry blade for undercutting hearths. A diamond blade (No. 822) is available for undercutting tile and stone. Other enhanced features include a more powerful, lower RMP motor that throws less dust, dust control port, threaded rod height adjustment that will not slip, and rugged aluminum ratchet handle. Undercuts most everywhere including inside corners. Comes with base, blade wrench and instructions.



No. 795 Toe-Kick Saw Kit

This tool is specially designed for cutting underlayment in toe-kick areas. Cuts flush to the wall with a maximum depth of 3/4" for removing the thickest underlayment. Features an improved 2-1/2 HP, 11 AMP motor with helical gears for greater durability and larger handles for improved control.



Each Saw Kit includes Nos. 787 Carbide Tipped Steel Blade, 788 Carbide Tipped Steel Blade, saw, plastic carrying case, hex wrench and instructions.

Item No.	Blade Type	No. of Teeth	Diameter	Depth of Cut
787	Carbide Tipped	18	3 3/8"	3/4"
788	Carbide Tipped	16	2 3/4"	3/8"
789	Continuous Diamond Rim	—	2 5/8"	3/8"

Note: These blades are compatible with all previous versions of the Crain Toe-Kick Saw.

No. 336 Undercut Saw & Blades

This saw features a trapezoid-shaped high-carbon replaceable steel blade, with 10-point saw teeth on both sides of its 12" length. Perfect for undercutting door jambs and other obstacles to eliminate tight fits.



No. 338 Flex Undercut Saw

This long flexible blade of this saw bends at the floor for undercutting, while the longer handle delivers greater force. Both sides of the blade have a double row of staggered ultra-fine induction hardened teeth for easy starts and smooth cutting. Blades are replaceable with the touch of a button.



No. 368 & No. 369 Deluxe Hacksaw & Blades

This sturdy, gleaming, nickel plated steel frame is fully adjustable for 10" or 12" blades. The frame has a contoured plastic hand grip. Blade included.



No. 684 Extension Cord

Heavy-duty weather proof vinyl construction with a 3-phase grounded 16 gauge wire, and molded plug and connector.



